

An M-Learning Framework in the Podcast Form (MPF) using Context-Aware Technology

*Mohamed A. Amasha

Department of Computer Preparing Teacher
Dumyat University
Dumyat, Egypt

Elsaeed E. Abdelrazek

Department of Computer Preparing Teacher
Dumyat University
Dumyat, Egypt

Abstract—Mobile computing is rapidly transforming the world in which we live, with the advent of iPhones, iPads, tablet computers, and Android smartphones. M-learning in the podcast form (MPF) is a recent development for conveying course content to students in higher education. Context-aware technologies use temporal and environmental information to determine context. This study presents a theoretical framework for using context awareness, M-learning in the podcast form to investigate the effectiveness of using MPF engagement with context-aware technology in Teaching and Learning a multimedia course. The framework is based on two principal dimensions (MPF and context-aware technology), and it contributes to support researchers in e-learning and ubiquitous learning. The study was conducted on students (n = 42) enrolled in a multimedia course (IS 450) at Qassim University. After finishing the course, they completed an online survey to give their feedback on the effectiveness of using MPF with context-aware technology. The results indicate that learners had a positive attitude towards using MPF with context awareness technology, and that they considered it a great way to develop their knowledge and receive course information. This study demonstrates the ability of context-aware technology to enhance the behaviour of learners by using m-learning in the podcast form.

Keywords—M-Learning; Context Aware; E-Learning; RSS; Podcast

I. INTRODUCTION

Mobile learning (m-learning) is defined as the use of smart phones in education and training, and it allows students to access educational content through mobile devices [9]. It also permits students to follow training activities, helps in publishing the communication content, and makes communication tools like discussion boards, forums, and social media available to the learner. M-learning has become the new version of E-learning [12].

U-learning is a combination of both M-learning and E-learning. It is a new model based on context-aware technology, and it allows autonomous learning at any time and any place using mobile devices, radio frequency identification (RFID), and sensor technologies. M-learning depends on podcasting to disseminate educational content from the instructor to the students, who receive it through podcatchers on their computing devices (PADs, iPhone, android, laptop, and pc). In order for the learner to complete the learning process properly, the environment surrounding them (place, time, location, and status) should be defined. The following questions should be answered using this strategy: “Who is the

learner? Where is the learner? When is he/she now? What is he/she doing? Why is he/she doing so? What are the surrounding environmental characteristics? Where is the learner’s location? Context-aware technology can answer these questions.

MPF describes any information that characterizes a situation that involves the interaction between learners, content of the course, and the real world. Previous studies mainly focused on using podcasting as a teaching tool and its impact on the learning process, without any consideration of the status and surroundings of learners. This study will focus on these aspects, especially since there is insufficient research on using MPF with context-aware technology in the field of e-learning. Therefore, the current study presents a framework of using context-aware technology in M-learning in the podcast form (MPF) and scope to investigate the effectiveness of using MPF engagement with context-aware technology in teaching and learning multimedia courses. We hope this study can achieve an improvement in pedagogical effectiveness, and reveal the educational value in e-learning courses that depend on a podcast form.

II. LITERATURE REVIEW

M-learning is the second revolution of e-learning, arriving with the great spate of mobile devices and wireless technologies. To support and develop the learning experience, it uses mobile computing technologies that can be mixed together to involve and motivate learners anywhere, at any time [21]. The employment of mobile devices such as cell phones, smartphones, netbooks, and tablet PCs enables learners to deliver e-content to their own locations, in any environment suitable for learning [14]. Context awareness techniques help students have their academic content regardless of the time or place of the learner, and to relate their learning activities to the real world. [5][6]. “Context awareness technology” in M-learning is a situation in which the student is involved in a reality, while using mobile devices to support his or her learning [7]. Radio-frequency identification (RFID) can also be used to facilitate the context-aware mechanism and enhance ubiquitous and mobile learning [12][15].

Mobile computing is rapidly transforming the world in which we live, with the advent of iPhones, iPads, tablet computers, and Android smartphones [19] [16][13]. Nowadays, M-learning uses podcast technology, which appeared in 2004 with the emergence of the second generation of web (web 2.0), to transform content for the learners. A

podcast is defined as an MP3 or MP4 media file that has been uploaded onto a website, and can thus be transmitted directly to the audience via their smart devices, or through social media, using RSS.

The appearance of podcasts has revolutionized the way of dealing with multimedia, and also introduced an innovative method for learning and teaching. Additionally, research has proven the efficiency of using iPod devices in transmitting content. Lately, the use of podcasts has widely increased, coinciding with the revolution and reevaluation of smart devices. Transmitting educational content started with smartphones (instead of iPhones) using podcasters, in a process known as m-learning or u-learning. Whatever the name used for this kind of learning, it is clear that communication between teacher and learner can now be facilitated through smart devices, with the content rendered into a podcast format.[1]

Using this method in the learning process has many advantages, such as:

- The flexibility in being able to listen to the content anywhere.
- The ability to listen to the content many times.
- Clarifying ambiguous points.
- It could be a substitution for going to campus.
- It can be used for exam revision.

However, as with anything else, this technology may have some shortcomings, such as the inability to identify the learner or make a link between the real world and the virtual world. Additionally, the teacher cannot identify the special content for the individual learner (place – time – status). In this research, we strive to develop a framework for using devices for MPF, and to link it with the individual context for the learner. Moreover, in order to link the real and virtual environments, we will clarify how this kind of learning enables communication between learners and teachers in a virtual environment and recognizes the individual context for each learner.

III. THEORETICAL FRAMEWORK

This study suggests a model to develop context-aware programs in M-Learning applications, which are provided in podcast form (MPF). We provide a framework that supports the application developer in the following key ways:

- It provides a communication method between the teacher and the learner, as well as dispensing the educational content through mobile devices.
- It provides a methodological framework for using context technology in MPF.
- It provides an interaction mechanism between the sensors devices, the objects, the learner, and the content provider.
- It provides an easy mechanism to use programming and programming tools in MPF design.

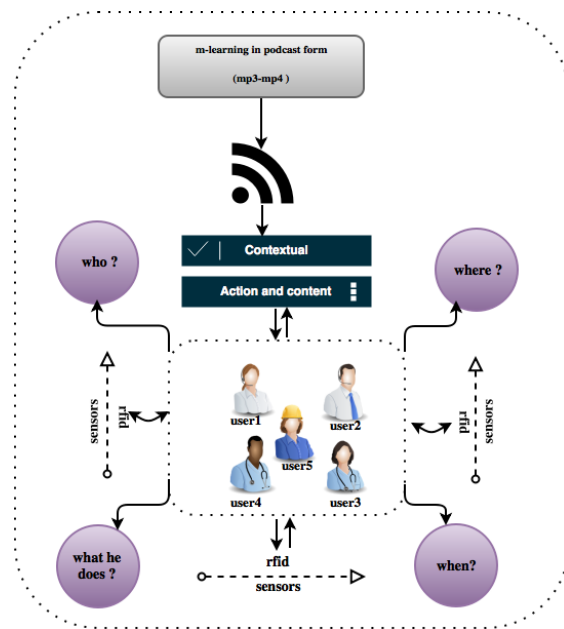


Fig. 1. Using context awareness in podcast form

In this section, we present an m-learning framework based on context-aware technology. It consists of two sections: m-learning in the podcast form and context-aware categories.

A. M-learning in the podcast form (MPF)

A podcast is an MP3 or MP4 (audio or video) file that is uploaded to a webhosting server and then automatically broadcast to the users' devices, enabling the user to listen to file directly or download it to listen later [10][3]. The applications of educational m-learning are based on broadcasting lessons to students' devices as a podcast. The following steps show how a podcast is created and delivered to the learners. [20]

a) Record sound (MP3) and video (MP4)

An MP3 output file can be created using all types of sound-recording software. For the purposes of this study, a free, open-source program called Audacity was used for recording the educational content. Audacity is widely available for download from the internet, and it is compatible with most operating systems (OS). It needs to be installed and configured to capture the input at the right settings, since the wrong settings can produce a variety of negative results such as poor sound quality.

Using Audacity as an example, we will provide a walk-through of software settings. First of all, we set Sample rate to 44,100 Hz and Sample format to a 32-bit float. Next, we need to adjust the settings for the format to which the file will be exported, which should be the MP3 format. We should also pay attention to the bit rate for the exported file, which should be the same as the bit rate used for recording the original audio file. [17]

Similarly, to create an MP4 file we can use any video capture software, such as SnagIt, which enables the user to create AVI (Audio Video Interleave) files. We first record the lesson, using print screen key, save it as AVI, and then upload

the file on www.archive.org(hosting). The AVI file will be automatically converted to MP4 as it uploads to the archive. We use the upload link on the archive homepage use the upload link to upload the file, copy the URL of the MP4 page that is created, and paste it on the desired web page or blog.

b) Hosting podcast

There are three methods to hosting the episodes on server. A private server can be set up using server software. A number of websites produce web server software, but one of the most popular is Apache, which can be found at www.apache.org. To connect the server to a network, an unchanging static Internet Protocol (IP) address is needed, to allow users to find the server online. The Second method is to share the server, and this can be done through creating an account on blogsites like Blogger or WordPress. These blog sites use a database, which can be used for uploading the podcast episode. The third and final method is by using host services, which are specialized services configured to host the episode. With these services, we only need to upload the file and update the podcast blog. The podcast will have a name that includes the service domain, like this one for our podcast on LibSyn: “fir.libsyn.com.” If having a unique URL is important to podcasters, they can get a dedicated domain and redirect it to the actual location of the file. Host services like LibSyn (Liberated Syndication) at <http://www.libsyn.com> and Switchpod at www.switchpod.com host podcasts and provide RSS feed for each episodes. Since the second method is the easiest, we chose to use it in this study.

The next step is creating a web page or a blog to upload episodes from the hosting site, with a dedicated page named “podcast” that is linked to the MP3 or MP4 files, and containing information on how to subscribe. A weblog or blog is a website created using template with html code linked to a database. In weblog setting, changing “Enable Title Links and Enclosure Links” from “No” to “Yes” allows the blog to provide subscriptions to the hosted files. For each episode, a new post is created, the file URL is inputted into the “Enclosure Links,” and an RSS is obtained from FeedBurner or the blog setting. From blog overview, “add a gadget” is selected and the RSS feed is inputted. The RSS feed is then shared with learners, who use it with dedicated RSS readers like iTunes.

c) Really simple syndication (RSS)

To distribute and publish podcast episodes, an RSS feed is needed. It can be obtained using special software or any web RSS generator like FeedBurner, or by using their XML code. Feed readers should be able to identify the generated feed as an RSS feed. These include:

- Feed for all: Runs on Windows operating systems. Available at www.feedforall.net.
- Feed editor: Runs on MAC operating systems. Available at www.extralabs.net.
- RSS editor: Runs on Windows operating systems. Available at www.rss-info.com.
- Feedy: An online tool. Available at <http://feedity.com/>.

- Feedburner: An online tool from Google provides RSS feeds for blogs like WordPress, Bloggers and Tumblr. Available at <http://www.feedburner.com/>.

The widely used hosting site www.archive.org was used for this study. It enables users to upload MP3 files, MP4 files, and document files. It helps convert AVI files to MP4, it saves files to a database for as long as possible, and it enables users export URLs of uploaded files to any webpage or blog.

d) Publishing podcasts

Publishing a podcast means delivering it to listeners as it is uploaded on the website or hosting site. The episode can be delivered in three ways: smartphones, personal computers, or SNSs (social network services). An RSS reader such as Coolsteache feed reader, iTunes, and RSS graffiti (for SNS) must be used. RSS reader applications can be uploaded from the Google Play Store or the Apple Store, and RSS graffiti can also be used through SNS as Facebook or twitter. Figure 2 shows how the episode is delivered to the learners.

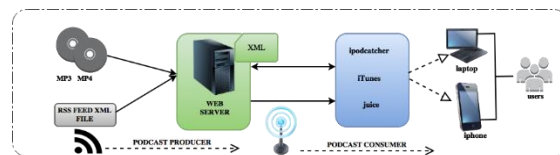


Fig. 2. How the episode is delivered to the learners

IV. CONTEXT-AWARE CATEGORIES

“Context” can be defined as the information used to describe the situation of an entity. An entity is any relevant person, place, or object that can be related to the interaction between a user and an application. It can also include the user and the applications themselves [8]. Generally, context-aware technology provides information (location, social, time, physical context) about the learners to allow the teacher to continuously communicate with them. It enables the student to describe educational situations, communicate with the teacher, and to respond to class questions and discussions. Although there are many definitions of “context-awareness,” its relationship to education is less defined. It can be described as a technique to help communication between the teacher and the learner in the learning environment, in order to create e-learning-specific instruction to connect real world learning and reality environment. When content is sent to learners, the context-awareness detects their location and enables the instructor to be aware of the large amount of information surrounding them. It guides us through the information surrounding the students and adapts to their environment. [11][22]

A. User Context

a) User Profile

User profiles are important for determining the context of the learner for MPF. The instructor must identify the personality and identity of the learners, as MPF sends content to the learner but cannot identify him or her. MPF cannot answer the following questions: “who is the learner?”, “What is his or her identity?”, and “How can I communicate with him or her?” An ontology-based user profile model allows the user to have situation-aware MPF by controlling how many

learners there are for specific categories of people in a given situation. Learner profiles must contain general information about learners, as they help determine the basic features of the learner and some details about the educational situation.

User profiles contain three details that help in recognizing the learner's identity. They first identify unchangeable features like the name, the date of birth, and the address. Next, they contain a service profile, which is related to the volume of the sound, its style, and the manner of the performance. The third identifier is called a situation-dependent profile, which contains the information related to the context such as the learner's locations. This information helps to identify individual learners, and makes it easier to communicate with them. Jellybean 4.3 is an application that helps the instructor identify the profile of the learner. It is a multi-user Google application, that can be used to add and manage user profiles and allows instructors to identify learners through their pictures.

b) Location

In MPF, the teacher will be aware of primary location but not of other locations, since the content is delivered electronically. "Location" involves information about the learner's surrounding environment. Glympse is an application that helps learners share their location using GPS. It does not require signing up for the service, but instead works anywhere the learners have GPS and a data connection. The instructor asks the learners to share their locations since it is very important for the learning situation.

c) Location-based social network

Some applications can be used to determine users' preferences. Friend's Latitude is an application from Google store that helps learners share their location directly during the learning process. It allows learners to share their location using GPS, and sends it through mobile and social media. Students can add some details about their places, which permit the instructors to know their precise location, or simply if anyone will be nearby.

d) Computing context

With the use of smart devices in the transferring of the educational content to the learner through podcast technology, the teachers can facilitate the transfer process using a variety of programs and applications. It now becomes necessary to understand the context of computing, as it is considered an essential part in the design of e-learning processes. The user interfaces for m-learning applications, which are based on podcast form, can be simple or complex according to the educational situation and the context of learner environment. Choosing colours, background, font size, button, and links is determined according to the context and the environment surrounding the learner. For example,

using the application in sunny places is different from using it in the dark, since the purpose is providing an interface suitable for the user. [2][3]

Context computing is a process of transferring a computing application from desktop to mobile computing devices, which are adaptable to the environment. This is considered the third wave of computing, and it depends on a new paradigm of applications: sensor-based applications. In fact, using context computing creates applications that are able to adapt automatically with changes in their physical surroundings, and helps strengthen the interaction between the learner and the mobile device. During the design of podcast applications on mobile phones, the location of the students during the learning process should be taken into account, and the application should be allowed to identify specific situations. [18]

Making a link between the MPF applications and learning programs should identify the location and other student details by means of a learning style, which uses multimedia (sound, animation, and video file). RFID (Radio-Frequency Identification) is a technology capable of providing students with some information about educational places they expect to visit [4]. RFID can be used to identify the learner using a RFID reader and a smart card that sends stored reader data wirelessly. The reader receives data from an identification card, which contains antenna that sends wireless waves that urge the card to send the storage data to the reader. These data are received and processed by the database. The context data cloud helps in learning more about learners, their profile, locations, and semantic locations. Friend's Latitude also provides the instructor with more information about learners and their location.

e) Physical context

The student's physical context is the setting where your place is and where the learner is co-located. It is the state of the place where the learner exists. A number of questions can be posed about this, such as where the location is, what the weather conditions are like, what the temperature is, and what are the noise levels. The learner's surrounding environment deeply affects the learning process, because learning is not only comprised of content and learner but also the environment. The temperature of the room and the equipped place generally affect the learning process. The surrounding environment, emotional status, and school performance are all very influential.

Identifying the surrounding environment of the learner, while communicating and conveying the content, is very essential. The designer of the content should therefore provide application tools to help identify the learner's surrounding environment, and aid in receiving responses from

the student during the learning process, especially for practical subjects where the learner is sent to special places such as the Internal Medicine department of a hospital. In these situations, the teacher also needs to make sure that the learner is in the right place, and can accomplish this through Google's Beacons platform, which can find nearby beacons with real-time distance estimates. Beacons enable the user to locate any beacon, even without prior knowledge of its identifiers. Additionally, users can detect and decode beacons as well as calibrate their own.

f) Sensors

U-learning uses a large number of cooperative nodes with communication abilities, such as smart phones, sensors, network nodes, RFID, handheld terminals, and mobile IPs. Using RFID tags, these sensors can detect the spatiotemporal conditions for the students. Wireless sensors networks (WSN) are the tool to collect important information everywhere, as they contain spatially autonomous sensors that detect physical conditions such as sound, temperature, motion vibration, or pressure, and convey these data to the main location. These wireless networks, which need little power, are able to acquire data quickly and communicate with other networks through a radio link. Data stored in the sensor nodes is compressed and sent to a base station "gateway," either directly or through other wireless sensor nodes.

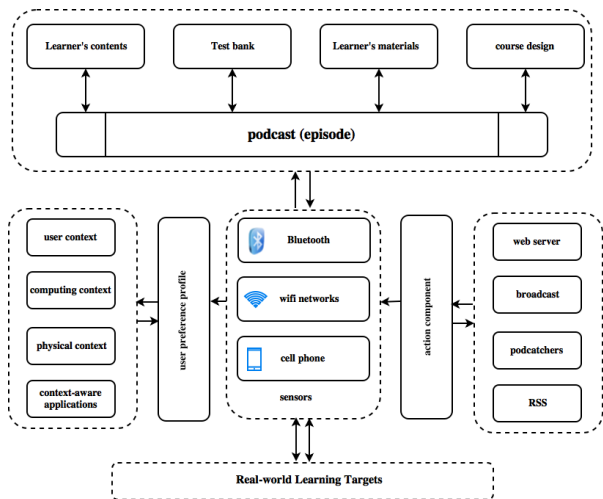


Fig. 3. The theoretical framework of context-aware technology in the podcast form (MPF)

V. RESEARCH OBJECTIVES

This study aims to:

- Present a framework for using context-aware technology in M-learning in the podcast form (MPF)

- Examine the effectiveness of using MPF engagement with context-aware technology in teaching and learning a multimedia course (IS 450).

VI. METHOD

a) Participants

This study sought to investigate the effectiveness of using MPF with context-aware technology to learn multimedia IS 450 course. The perspective of learners were identified by collecting data from students (n= 42) enrolled in the IS 450 course. Participants completed an online survey (available at <https://goo.gl/forms/U8vQBUj5pXo3ERzb2>) after course completion.

b) Instrument

The survey instrument was developed through the following steps. First, the aim of the scale was described as obtaining feedback on the effectiveness of using MPF with context-aware technology. A literature review to address the topic followed, and the areas of research were determined according to aforementioned aims. The instrument was then designed to have six components: *Attitude towards Podcast (AP)*, *Intention to podcast (IP)*, *Availability of applications (AA)*, *Ease of podcast use (EP)*, *Motivation to learn (ML)* and *Monitoring and Evaluation (ME)*. It consisted of (23) items distributed over six constructs, all of which used a five point Likert scale that ranged from 1 "strongly disagree," to 5 "strongly agree." Cronbach's α for the instrument was 0.928 and the revised consistency reliability was 0.82, therefore the instrument exceeded generally accepted validity and reliability standards for basic research. The correlation matrix between constructs were collected as shown in table:

TABLE I. A CORRELATION MATRIX BETWEEN CONSTRUCTS

Constructs	UA	CC	EL	CL	AU	IP
AP	-					
IP	.514*	-				
AA	.760*	.558*	-			
EP	.819*	.444*	.574*	-		
ML	.784*	.558*	.862*	.691*	-	
ME	.954*	.491*	.823*	.809*	.852*	1.00*

2-tailed p values; *p < 0.05, **p < 0.01

Attitude towards Podcast (AP), *Intention to podcast (IP)*, *Availability of applications (AA)*, *Ease of podcast use (EP)*, *Motivation to learn (ML)*, *Monitoring and Evaluation (ME)*.

c) Procedures

The study was conducted as a part of a college course, namely IS 450 multimedia course, and all study participants were enrolled in it. This course aimed to teach the students how to use multimedia in e-learning, and twelve lectures were created in PowerPoint format and then converted to video

podcasts. A weblog (<http://is450.blogspot.com/>) was set up to upload lecturers, and GoogleFeedBurner (<https://feedburner.google.com/>) was used to obtain RSS for the blog. The podcasts were made available online by uploading them on archive-web site (<https://feedburner.google.com/>) and linking them with the weblog. The RSS feed was sent to students via mail, and they were asked to download CoolersTeach Feed Reader to their mobile phones, then input the RSS into the feed URL icon. They also received a video tutorial that explains how to do this. Context data cloud was used to follow students and connect with them. Lensoo Create application was used to respond to student inquiries. Figure 3 illustrates this process.

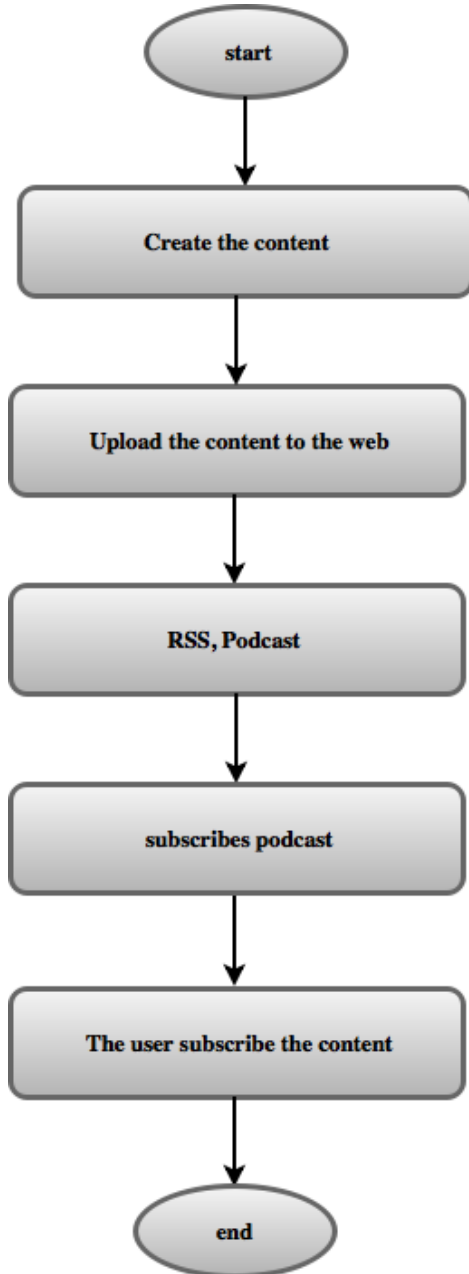


Fig. 4. Content delivered to users as podcast stack

VII. RESULTS

a) Attitude towards Podcast (AP)

As Table 2 shows, students were asked to estimate their *Attitude towards Podcast* using context-aware applications in their studying for the IS450 course. Nearly 71.4% stated that they understood the ambiguity and subtle details when listening to the episodes ($M=3.81$, $SD= (1.087)$, and a chi-square analysis revealed that there is a significant difference between the actual and the expected opinion of the student ($X^2 (4, 42) = 13.95$, $p < 0.002$) two-tails. 71.4% of the students also reported revising the lectures many times ($M=3.29$, $SD = 1.330$), ($X^2 (4, 42) = 10.85$, $p < 0.028$). In general, students gave a positive impression towards podcast use. A comparison of students' *Attitude towards Podcast* is present in Figure 5, however, the percentage of student responses about this construct is quite high.

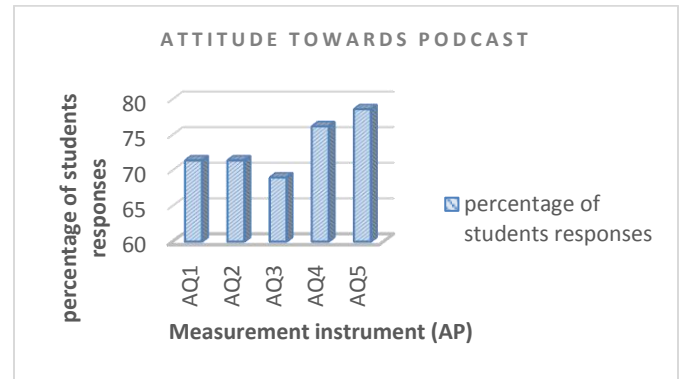


Fig. 5. Student's responses about Attitude toward Podcast

b) Intention to podcast (IP)

Students' responses about their *Intention to podcast* indicate that podcasts are an attractive format for them, as depicted in table 2. Nearly half of the students (47%) reported that it provided good feedback. The results also indicate that there are significant differences between the students' actual and expected opinion ($M=4.29$, $SD = 0.805$), ($X^2 (4, 42) = 36.81$, $p < 0.000$) two-tails. A comparison of students' *Intention to podcast* is presented in Figure 6.

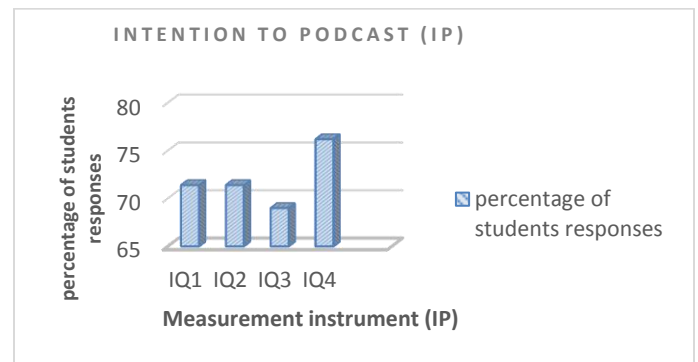


Fig. 6. Student's responses about Intention to podcast

c) Availability of Applications (AA)

All applications used to publish the episodes were available to students, as table 1 demonstrates. 64.3% of the students reported that all podcast applications were available and easy to use ($M=3.48$, $SD =1.31$), ($X^2(4, 42) =13.47$, $p<0.000$). They also reported that all context-aware applications were available and easy to use ($M=3.24$, $SD =1.52$), ($X^2(4, 42) =5.61$, $p<0.003$). Students' responses about the *Availability of Applications* are shown in figure 7.

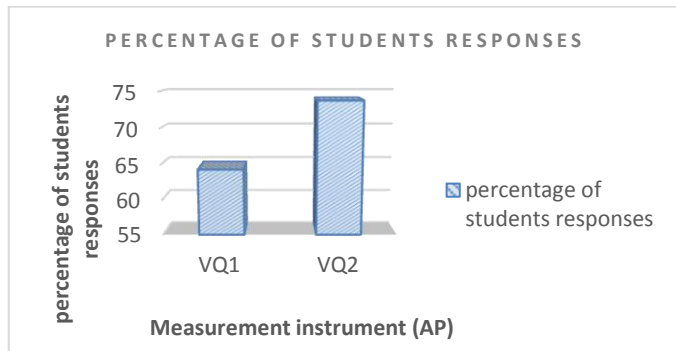


Fig. 7. Student's responses about Availability of Applications

d) Motivation to Learn (ML)

Students were asked if the use of podcasts in the learning process of the IS450 course motivated them to learn. More than half the students (57.6%) reported that the use of podcasts increased their motivation toward learning ($M=4.29$, $SD =0.805$), ($X^2(4, 42) =18.23$, $p<0.000$). Students also reported that the use of podcasting supported cooperation between them ($M=3.57$, $SD =1.72$), ($X^2(4, 42) =21.57$, $p<0.007$). These results show that MPF motivates both individual and collective learning. Students' responses about *Motivation to Learn* are shown in figure 8.

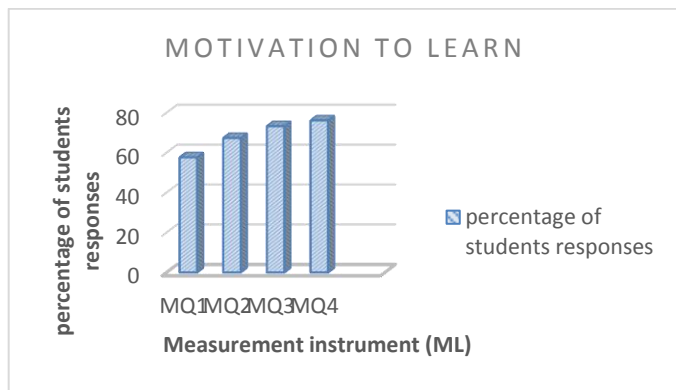


Fig. 8. Student's responses about Motivation to Learn

e) Ease of Podcast use (EP)

Students reported that the episodes were clear, simple, and appropriate to their levels ($M=3.57$, $SD =1.15$), ($X^2(4, 42) =12.28$, $p<0.000$). 42.6% of respondents indicated that the episodes were flexible and integrated. Students also had the opinion that the use of podcasts through their devices was an easy and well-paced way to learn. Students' responses about *Ease of Podcast use* are shown in figure 9.

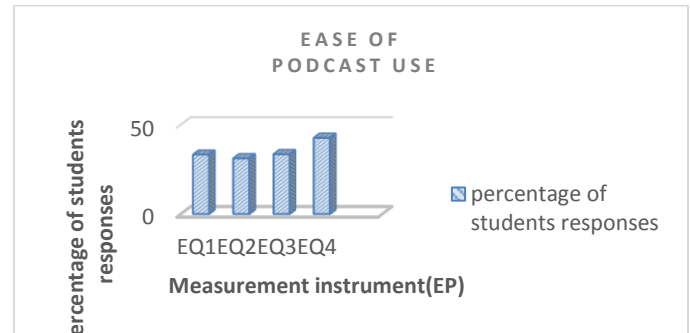


Fig. 9. Student's responses about Ease of Podcast use

f) Monitoring and Evaluation (ME)

The main purpose of using context-aware applications is following up with students and communicating with them. Students were asked about *Monitoring and Evaluation*, and 65.1% of them responded that the teacher's follow up made them more careful ($M=3.67$, $SD =1.20$), ($X^2(4, 42) =18.23$, $p<0.002$). Additionally, a sizable group (71.3%) reported that the fact that the teacher care to know about their surroundings made them more considerate ($M=3.36$, $SD =1.34$), ($X^2(4, 42) =10.61$, $p<0.034$). In general, student had a positive attitude toward the teacher's follow up. Students' responses about *Monitoring and Evaluation* are shown in figure 9.

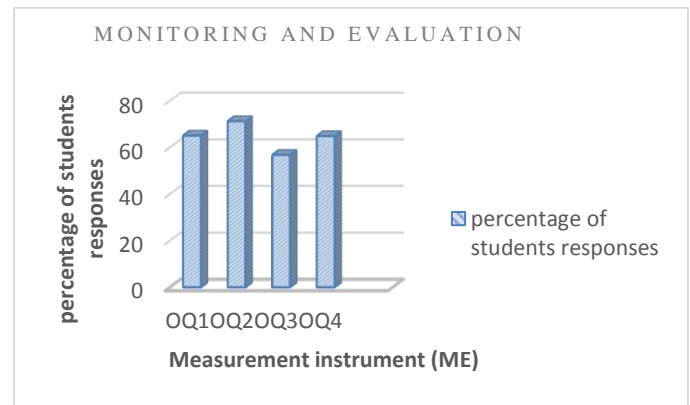


Fig. 10. Student's responses about Monitoring and Evaluation

TABLE II. MEANS, STANDARD DEVIATION, CHI SQUARED AND CONSTRUCT RELIABILITY

Constructs	Measurement instrument	Mean (SD)	%	Construct reliability	Chi Squared ^a	p-value
Attitude towards Podcast	AQ1: It helps me download missed lectures.	3.60(1.14)	71.4	.863	13.95	0.007
	AQ2: It helps me revise the lectures multiple times.	3.29(1.33)	71.4		10.85	0.028
	AQ3: It helps me understand ambiguous and subtle points.	3.81(1.08)	69		16.81	0.002
	AQ4 It helps me follow course-related news	3.74(1.037)	76.2		19.19	0.001
	AQ5: It presents a better learning source	3.19(1.23)	78.6		12.76	0.012
Intention to podcast	IQ1: It is a very useful for exam revisions.	4.36(.79)	45.8	.909	43.00	0.000
	IQ2: It is a way for attracting students.	4.33(.68)	45.2		42.52	0.000
	IQ3: It provides good feedback.	4.29(.80)	47.6		36.81	0.000
	IQ4: It covered the concepts of the course.	4.07(.86)	40.5		27.28	0.000
Availability of applications	VQ1 All podcast applications are available and easy to use	3.48(1.33)	64.3	.910	13.47	0.000
	VQ2: All context-aware applications are available and easy to use.	3.24(1.52)	73.8		5.61	0.003
Ease of podcast use	EQ1: The episodes are clear and simple.	3.07(1.17)	33.2	.649	10.61	0.019
	EQ2The episodes are appropriate to the students' levels.	3.57(1.15)	31.1		12.28	0.006
	EQ3: The episodes are present in an easy and well-paced format.	3.24(1.10)	33.4		11.33	0.033
	EQ4: Motivate individual and collective learning.	3.10(1.20)	42.6		15.61	0.001
Motivation to learn	MQ1: It increases my motivation toward learning.	4.24(0.85)	57.6	.889	18.23	0.000
	MQ2 I feel safe when I listen to the episodes.	4.29(.77)	67.3		10.61	0.000
	MQ3: It supports cooperation between students.	3.57(1.17)	73.2		21.57	0.007
	MQ4 Motivate individual and collective learning.	3.19(1.13)	76.1		19.19	0.017
Monitoring and Evaluation	OQ1: Teacher's follow up makes me more careful.	3.67(1.20)	65.1	.891	18.23	0.002
	OQ2:Teacher's caring to know about my surrounding makes me more considerate.	3.36(1.34)	71.3		10.61	0.034
	OQ3: Teacher's constant demand for feedback makes me always ready.	3.93(1.15)	56.8		21.57	0.012
	OQ4 The constant communication with the teacher gives me a positive attitude towards learning.	3.74(1.03)	64.9		19.19	0.000

^a chi-squared used to test time trends; *df*= 4

VIII. CONCLUSION

MPF is m-learning that depends on the podcast form to send educational content uploaded by the instructor to the students, who receive it through podcatchers on PADS, iPhones, Android devices, laptops, and PCs. Using podcast technology by itself doesn't enable instructors to be aware of the learners' identity, current status, or their surrounding environment during the learning process, which reflects poorly on the completeness of the educational process.

Due to the importance of completing the learning process properly, the environment surrounding the learners (the place, the time, the location, and the status) should be defined. This study presents a theoretical framework of using "context-

awareness" in M-learning in the podcast form (MPF). It takes into account the clarity and the simplicity in the presentation of the framework, in order to help MPF research and design. Additionally, it presents a context-aware calendar application built according to an out-of-context framework.

This research presents a case study of a computer department multimedia course (IS 450) at Qassim University. Course lectures were presented through podcast episodes, and students were followed up via context-aware applications. We asked the students to complete a questionnaire, after completing the course, to measure the effectiveness of this learning method. The results indicate that students have a positive attitude toward using (MPF) for coursework, and confirmed that podcasting and context-aware technology had a

significant impact on learning in the multimedia IS 450 course.

REFERENCES

- [1] Aparici, M., Bacao, F., & Oliveira, T. (2016). An e-Learning Theoretical Framework. *Educational Technology & Society*, 19 (1), 292–307.
- [2] Baran, E. (2014). A Review of Research on Mobile Learning in Teacher Education. *A Review of Research on Mobile Learning in Teacher Education. A Review of Research on Mobile Learning in Teacher Education. A Review of R. Educational Technology & Society*, 17(4), 17–32.
- [3] Bogdanovic, Z., Barac, D., Jovanic, B., Popovic, S., & Radenkovic, B. (2015). Evaluation of mobile assessment in a learning management system. *British Journal of Educational Technology*, 45(2), 231–244.
- [4] Chen, C. C., & Uang, T. C. (2012). Learning in a u-Museum: Developing a context-aware ubiquitous learning environment. *Computers & Education*, Elsevier, 59, 873–883.
- [5] Chia-Chen, C., & Tien-Chi., H. (2012., Nov). Learning in a u-Museum: Developing a Context-Aware Ubiquitous Learning Environment. *Computers & Education*, v59 n3, 873-883.
- [6] Chih Lai, H., Yen Chang, C., Shiane Li, W., Lin Fan, Y., & Tien Wu, Y. (2013). The implementation of mobile learning in outdoor education: Application of QR codes. *British Journal of Educational Technology*, 44(2), E57–E62.
- [7] Crompton, H. (2015). Understanding Angle and Angle Measure: A Design-Based Research Study Using Context Aware Ubiquitous Learning. *International Journal for Technology in Mathematics Education*, v22 n1(1744-2710.), p19-30.
- [8] Dey, A. K. & Abowd, G. D. (2000). Towards a Better Understanding of Context and Context-Awareness, CHI 2000 Workshop on the What, Who, Where, When, and How of Context-Awareness.
- [9] Evans, C. (2008). The effectiveness of m-learning in the form of podcast revision lectures in higher education. *Computers & Education*, Elsevier, 50, 491–498.
- [10] H. Kay, R. (2012). Exploring the use of video podcasts in education: A comprehensive review of the literature. *Computers in Human Behavior*, 820–831.
- [11] Huang, Y. M., & Chiu, P.-S. (2015). The effectiveness of a meaningful learning-based evaluation model for context-aware mobile learning. *British Journal of Educational Technology*, 46(2), 437–447.
- [12] Ju-Ling, S., Hui-Chun, C., Gwo-Jen, H., & Kinshuk. (2011, May). An Investigation of Attitudes of Students and Teachers about Participating in a Context-Aware Ubiquitous Learning Activity. *British Journal of Educational Technology*, v42 n3(0007-1013.), 373-394.
- [13] Li, M., Ogata, H., Hou, B., Uosaki, N., & Mouri, K. (2013). Context-aware and Personalization Method in Ubiquitous Learning Log System. *Educational Technology & Society*, 16(3), 362–373.
- [14] Mandula, K., Rao Meda, S., Kumar Jain, D., & Kambham, R. (July 2011). Implementation of Ubiquitous Learning System Using Sensor Technologies. *Technology for Education (T4E), 2011 IEEE International Conference* (pp. 142 - 148). Chennai, Tamil Nadu: IEEE.
- [15] Mohammad A. Amasha and Salem Alkhalaf (2016) Using RSS 2.00 as a Model for u-Learning to Develop e-Training in Saudi Arabia/Using RSS 2.00 as a Model for u-Learning to Develop e-Training in Saudi Arabia, *IJIT 2016 Vol.6(7): 516-521 ISSN: 2010-3689*.
- [16] Nguyen, L., Barton, S. M., & Nguyen, L. T. (2015). iPads in higher education—Hype and hope. *British Journal of Educational Technology*, 46(1), 190–203.
- [17] Ouwehand, K., Gog, T. v., & Paas, F. (2015). Designing Effective Video-Based Modeling Examples Using Gaze and Gesture Cues. *Educational Technology & Society*, 18 (4), 78–88.
- [18] P.-S, T., C.-C, T., & G.-J, H. (2012, Jun). Developing a Survey for Assessing Preferences in Constructivist Context-Aware Ubiquitous Learning Environments. *Journal of Computer Assisted Learning*, v28 n3(0266-4909.), 250-264.
- [19] S. Fallahkhair, L. Pemberton, & R. Griffiths. (2007). Development of a cross-platform ubiquitous language learning service via mobile phone and interactive television. *Journal of Computer Assisted Learning*, 23, 312–325.
- [20] S, S. N., & Göktas, Ö. (2014). Preservice teachers’ perceptions about using mobile phones and laptops in education as mobile learning tools. *British Journal of Educational Technology*, 45(4), 606–618.
- [21] T.-Y., L. (2009, Dec). A Context-Aware Ubiquitous Learning Environment for Language Listening and Speaking. *Journal of Computer Assisted Learning*, v25 n6(0266-4909), 515-527.
- [22] You, J. W. (2015). Examining the Effect of Academic Procrastination on Achievement Using LMS Data in e-Learning. *Educational Technology & Society*, 18 (3), 64–74.