

CAT5: A Tool for Measuring the Maturity Level of Information Technology Governance Using COBIT 5 Framework

¹Souhaïl El ghazi El Houssaïni
Systems, architectures and networks
team
EHTP
Casablanca, Morocco

²Karim Youssfi,
Architectures and system team,
LISER laboratory
ENSEM
Casablanca, Morocco

³Jaouad Boutahar,
Systems, architectures and networks
team
EHTP
Casablanca, Morocco

Abstract—Companies have more and more trends to automate their operational and organizational activities, therefore the investment of information technology (IT) continues to increase every year. However, good governance that can ensure the alignment of IT and business strategy and realized benefits from IT investments has not always followed this increase. Measurement of IT governance is then required as a basis for the continuous improvement of the IT services. This study is aimed at producing a tool CAT5 to measure the maturity level of IT governance, thus facilitating the process of improvement of IT services. CAT5 is based on COBIT 5 framework and the design used is Unified Modeling Language. Through stages of information system development, this research results in an application for measuring the maturity level of IT governance that can be used in assessing existing IT governance.

Keywords—COBIT5; IT Governance; Process Capability Model; Maturity Model; CAT5; Process Assessment

I. INTRODUCTION

In recent years, due to the increase of IT investment, the IT governance has become a center of interest among practitioners and researchers.

Several issues made its contribution to explain this phenomenon [1]: (1) Business activities became largely dependent in IT systems. (2) Therefore, business failure and success are increasingly dependent on IT (3) IT should deliver value to business and be aligned with the organization's goals. (5) Response to fast changes in business environment. (6) Ensure business continuity.

Further, companies wishing to implement IT Governance must establish a system to measure the maturity of their IT organizations. The purpose of process capability determination is to identify the strengths, weaknesses and risk of each IT processes with respect to a particular specified requirement through the processes used and their alignment with the business need.

It will be interesting to analyze this issue in relation to a largely well-accepted framework as COBIT [4]-currently in its fifth edition- covering the IT activities of the enterprise end to end, therefore, this study has developed a tool CAT5 to measure the maturity level of IT governance: this tool will

helps in conducting self-assessments and determining to what extent the implementation of IT governance has been done.

Such assessments, will normally be used as part of an enterprise's process improvement program and can then be used to report internally to an enterprise's executive management or board of directors on the current capability of its IT processes and facilitates the development of recommendations and improvements on each weak process, explained in a previous article, that present a design of "roadmap of IT governance implementation" [12]. The measurement results illustrate the current state to facilitate improvement of IT governance. All processes that exist within the framework of COBIT 5 are used and measured based on COBIT 5 attributes and criteria Capability Model is based on ISO/IEC 15504 (SPICE).

This document is organized as follows: first, we introduce the research approach; afterward, we present a summary of requirements on good IT governance maturity assessments; and we explore the evolution of maturity model to COBIT 5 process capability model. Then, we outline the existing tools of IT governance assessment. At the end of this paper, we present the result of the study by showing the design and the layout of the proposed tool CAT5.

II. RESEARCH APPROACH

This research is an engineering study, where the end result is a solution that is used to measure the maturity level of IT governance. For that purpose, the research method used is based on the phases of Software Development Life Cycle (SDLC) and prototyping approach. The final result is still a prototype continues to be developed in line with the needs of an ongoing PhD research which subject is the "Implementation of tools supporting the establishment of IT governance". The research starts with the analyzing of the needs of the system, and then proceeds with the design and manufacturing system design using UML and the last is the creation of applications using java/j2ee and MySQL tools. The first phase of testing by the developer uses "Whitebox" Testing approach and on the user side uses "Blackbox" Testing. The stage of design uses diagrams provided in UML, which are the Use Case Diagram, Activity Diagram, Class

Diagram, Sequence Diagram, Collaboration Diagram, Component Diagram and Deployment Diagram.

The literature search was performed from two main sources:

- The first source is COBIT guides [6, 7, and 8]: Except for the documentations provided by ISACA to their members, there is a lack of important documentation from other sources regarding the latest version of the framework. For this reason, this paper is based on ISACA documentation.
- The second source is the articles on the subject, Sample search terms include IT governance, COBIT, COBIT5, Assessment Process, Capability Model, Maturity Model, Process Assessment.

III. LITERATURE REVIEW

In measurement theory, the goodness of an assessment is specified in terms of validity and reliability [9]. For practical applications, these benefits need to be traded against the cost of performing the measurement. Table 1 summarized a set of requirements within the domains of validity, reliability and cost.

Process maturity has been a core component of COBIT for more than a decade. Determining the level of process maturity for given processes allows organizations to determine which processes are essentially under control and those that represent potential management challenges [10].

The concept of process maturity in earlier versions of COBIT was adopted from the Software Engineering Institute's. In the last version COBIT Capability Maturity Model has been replaced by the concept of process capability [6] based on the ISO/IEC 15504 (SPICE) standard "Information Technology—Process Assessment." the COBIT assessment program [6] is designed to provide enterprises with a repeatable, reliable and robust methodology for assessing the capability of their IT processes.

TABLE I. REQUIREMENTS ON GOOD IT GOVERNANCE MATURITY ASSESSMENTS [5]

ID	Requirement	Domain	Description
Req1	Consistency with common conceptions	Validity	The method should be based on well-known IT governance sources within academia and practice.
Req2	Descriptive operationalization	Reliability	The method should support unambiguous and objective depiction of IT governance in an organization by means of a precise representation. If two analysts individually face the task of describing the IT governance in an organization, a descriptively operationalized language would result in both obtaining equal models, while a fuzzier language would not.
Req3	Normative operationalization	Reliability	The method should support unambiguous and objective analysis of IT governance. It should clearly state how different

			IT governance concerns affect maturity scores.
Req4	Support for efficient data collection	Cost	The method should provide an efficient representation of IT governance so that data could be collected with little effort.
Req5	Support for efficient analysis	Cost	The method should support efficient normative judgments of IT governance so that analysis can be made easily and at a reasonably low cost.

A. COBIT 5 Process Capability Model

The Capability Model is based on ISO/IEC 15504 (SPICE):

- ✓ Level 0: Incomplete. The process is not implemented or fails to achieve its purpose;
- ✓ Level 1: Performed (Informed). The process is implemented and achieves its purpose;
- ✓ Level 2: Managed (Planned and monitored). The process is managed and results are specified, controlled and maintained;
- ✓ Level 3: Established (Well defined). A standard process is defined and used throughout the organization;
- ✓ Level 4: Predictable (Quantitatively managed). The process is executed consistently within defined limits
- ✓ Level 5: Optimizing (Continuous improvement). The process is continuously improved to meet relevant current and projected business goals.

The capability of processes is measured using process attributes, except for the first level (Level 0) in which the goal of the process is not achieved; in all the other levels there is at least one attribute

The international standard defines nine process attributes [13]:

- 1.1 Process Performance
 - 2.1 Performance Management
 - 2.2 Work Product Management
- 3.1 Process Definition
- 3.2 Process Deployment
 - 4.1 Process Measurement
 - 4.2 Process Control
- 5.1 Process Innovation
- 5.2 Process Optimization.

Each process attribute is assessed on a four-point (N-P-L-F) rating scale:

- Not achieved (0 - 15%)
- Partially achieved (>15% - 50%)

- Largely achieved (>50% - 85%)
- Fully achieved (>85% - 100%)

In COBIT 5 to achieve a given level of capability, the previous level has to be completely achieved.

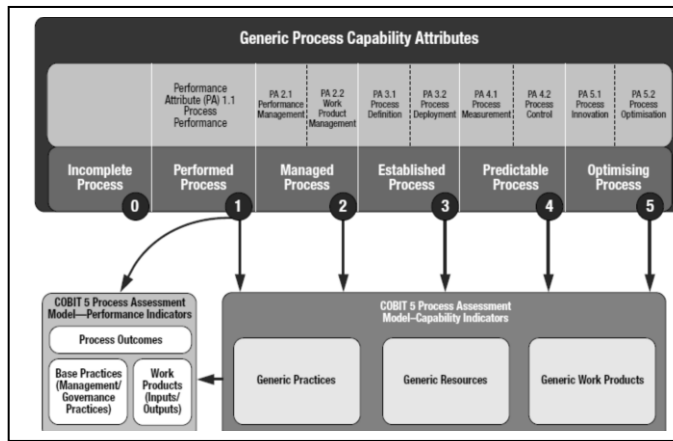


Fig. 1. COBIT 5 Process Capability Model[8]

COBIT Process Assessment Model, describe the assessment process activities and an assessment model walkthrough for a proper assessment as shown in figure 2:

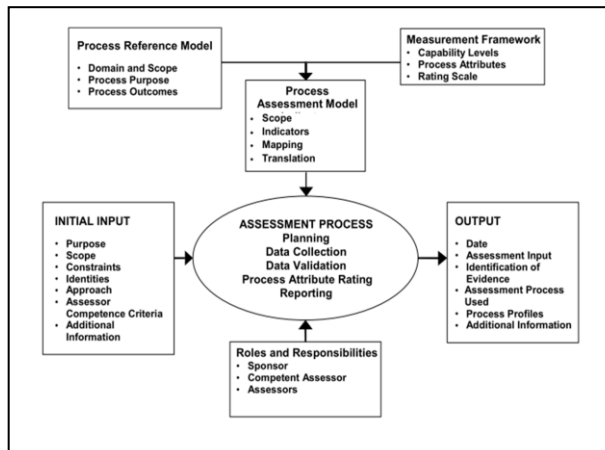


Fig. 2. COBIT 5 Process Assessment Model[8]

Initiation: The objective of the initiation phase is to ensure that there is a common understanding with the sponsor on the purpose and scope of the assessment, and to identify the individuals with the appropriate competencies to ensure a successful assessment.

Planning Assessment: The Assessment Planning phase includes such things as: determine the assessment activities, determine the necessary resources and schedule for the assessment, define how the assessment data will be collected, recorded, stored, analyzed and presented and define the planned outputs of the assessment.

Data Collection: The assessor obtains (and documents) an understanding of the process (es) including process purpose, inputs, outputs and work products, sufficient to enable and support the assessment:

- Evidence of process performance for each process within the scope. Evidence includes observation of work products and their characteristics, testimony from the process performers, and observation of the infrastructure established for the performance of the process.
- Evidence of process capability for each process within the scope. Evidence of process capability may be more abstract than evidence of process performance.

In some cases, the evidence of process performance may be used as evidence of process capability.

Data Validation: The assessor ensures that the data collected is correct and objective and that the validated data provides complete coverage of the assessment scope.

Process Attribute Rating: For each process assessed, a rating is assigned for each process attribute up to and including the highest capability level defined in the assessment scope. The rating is based on data validated in the previous activity.

Traceability must be maintained between the objective evidence collected and the process attribute ratings assigned. For each process attribute rated, the relationship between the indicators and the objective evidence is recorded.

Reporting: The results of the assessment are analyzed and presented in a report. The report also covers any key issues raised during the assessment such as:

- Observed areas of strength and weakness
- Findings of high risk, i.e., magnitude of gap between assessed capability and desired/required capability

B. Available tools

There are a number of tools:

1) *Self-assessment Templates*—an Excel file with separate evaluation sheets for all 37 COBIT 5 processes included within the COBIT guidance [13].

2) *The COBIT online “Self-Assessment Tool”* [14] is a web based tool available online that allows a user registered with a paid member account to enter basic information about the self-assessment, set expected Capability Levels for each process capability before you begin the assessment, and select only those processes you want to assessment. The tool then walks you through the assessment of each attribute and provides a report that details the results of your self-assessment.

Except for the documentations provided by ISACA to their members, there is a lack of important documentation from other sources regarding the latest version of the framework.

3) *Process Maturity Assessment in iServer: iServer IT Governance Accelerator* is a paid solution released by “Orbus Software” [15], that provides comprehensive toolkit for organizations wishing to reference, adopt and align with COBIT 5 IT governance best practices, the toolkit include:

- A preconfigured iServer repository based on COBIT5

- COBIT5 iServer meta-model, highlighting TOGAF touch-points
- Complete models of all COBIT5 principles and concepts, with relationships and interdependencies easily reported on using iServer’s relationship matrix tool.
- Central repository for all IT governance documentation

For the maturity assessment iServer allow to import spreadsheet data from the self-assessment templates into iServer Governance Repository. Once the data is available, there are a number of reports and views that can be generated.

We point out that our research has aim at realization of solution of IT governance; risk and compliance .In this context a first module “roadmap of IT governance implementation” was developed [12]. Our second module will be an IT Governance self assessment tool such assessments will normally be used as part of an enterprise’s process improvement program and can then be used to report internally to an enterprise’s executive management or board of directors on the current capability of its IT processes and facilitates the development of recommendations

This study showed that existing tools available solutions are not free, and the compatibility with our first module is not provided. Therefore, to overcome these issues, we decide to develop CAT 5 (COBIT 5 Assessment Tool) that helps assessor to conduct measurement of IT process governance maturity level.

IV. CAT5: A TOOL FOR MEASURING THE MATURITY LEVEL OF IT GOVERNANCE USING COBIT 5 FRAMEWORK

The followings are the results of the research in the form of design using UML and the layout of **CAT5**, which is a web-based tool for measuring the maturity level of IT governance. The application design shown includes Use Case, Activity and Class Diagrams.

A. Use Case Diagram

Use Case diagram, as in Figure 3, describes the relationship of the functionality contained in the application. Actors within the system are Admin and Auditor. The functions that can be performed by the Admin: Manage Questioner function (this function has sub-functions of Update, Delete Criteria of each process attributes and View Questioner), Manage Score and Analysis function (this function has sub-functions of Input Score and Analysis, Generate Maturity Level and Generate Diagram), Manage Report function (this function has sub-functions of Generate Diagram and View Report). While the auditor has the functions of View Questioner Auditor, Input Score and Analysis, and View Report.

B. Activity Diagram

The Activity Diagram, as in Figure 5, describes the business process “Perform an assessment” in the system, covering the following:

Auditor does Login to the system using Username and Password;

System does User Verification, if true, and then the main menu is displayed;

- Auditor chooses the Menu Home: The heat map view show;
- Auditor chooses a specified process;
- Auditor plan an assessment (define start and end assessment dates and participants)
- Auditor inputs Score of each criteria;
- Auditor inputs comment;
- Auditor inputs files as evidences of the given score;
- System processes scoring;
- When completed, system will do Generate Maturity Level;
- When completed, system will do Generate Diagram;
- System will display Report;
- If the Report needs to be printed, Auditor will do Print Report;
- When all the processes have been completed, Auditor can logout from the system.

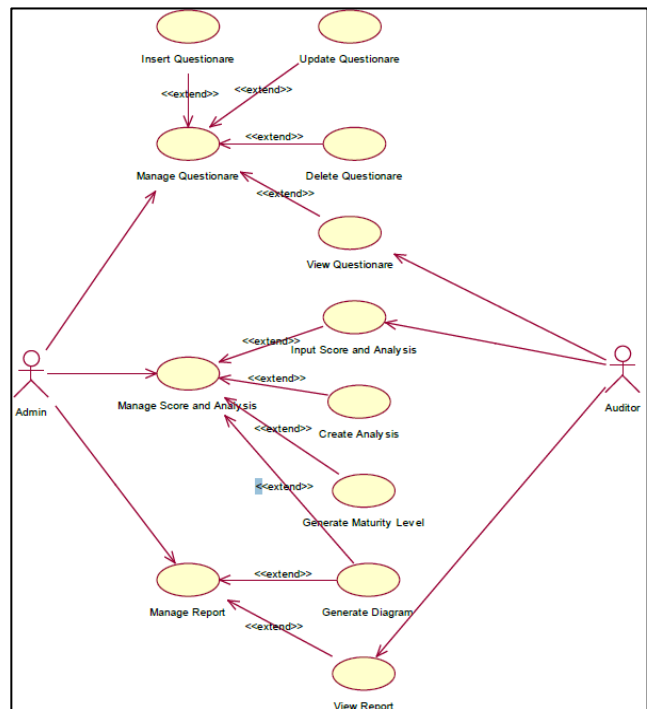


Fig. 3. Use case Diagram

C. Class Diagram

This application is an object-oriented information system. Relationships between objects in the system are described using class diagram, as in **Figure 4**.

The figure shows seven classes, and each class has attributes; the classes include:

- Class Process
- Class Maturity Assessment
- Class Assessment Plan
- Class Assessment form
- Attribute
- Attribute scale
- Criteria

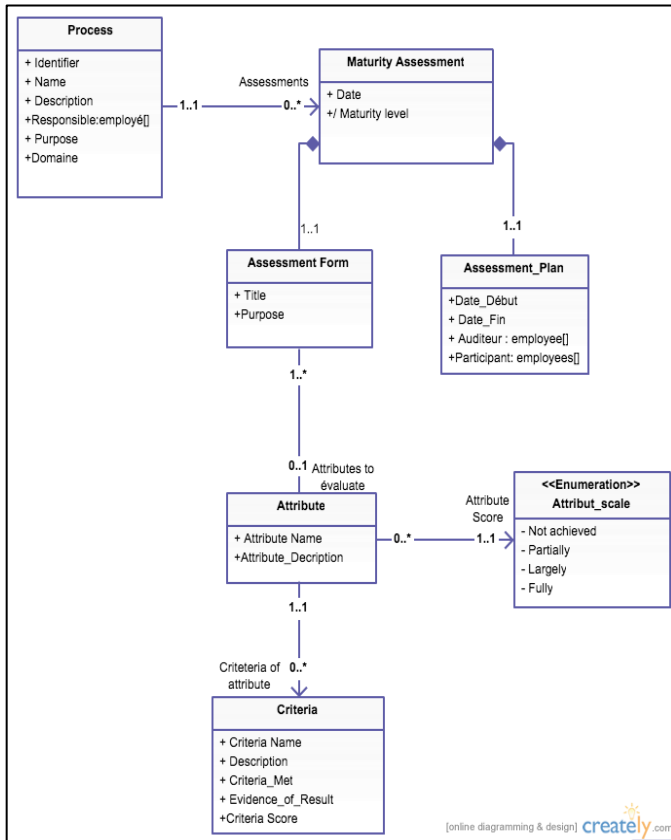


Fig. 4. Class Diagram

D. Application Layouts

The following is the layout of CAT5 a tool for measuring the IT governance maturity levels IT that builds upon the existing design. After log as a user, the first screen shows a heat map view of COBIT5 process maturity as in Figure 6: the heat map view shows the as-is situation of the of all COBIT5 process, each process is colored according to its current level of maturity, and the color scale is at the top right of the screen.

The button “>” allows access to the history of all performed assessments of a selected process as shown in Figure 7: a user (admin and auditor) can consult or delete an old maturity assessment.

The button “+” allows to perform a new assessment of a selected process, the first step is to plan an assessment, as shown in Figure 8, plan assessment includes defining the start and end date of the assessment and participants.

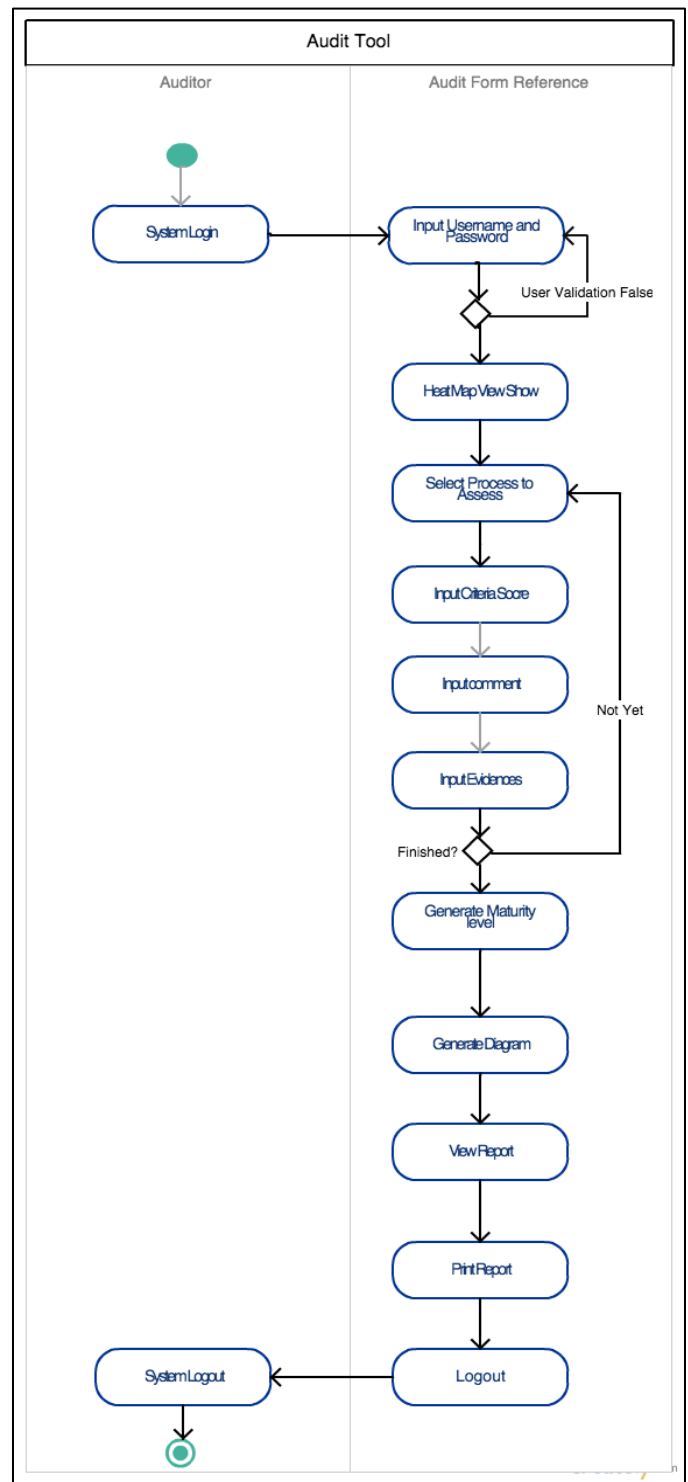


Fig. 5. Activity diagram

The second step is to perform the maturity assessment, as printed excel self-assessment Templates—questionnaire provided by ISACA, auditor will do the assessment based on criteria and attributes of each process, as shown in Figure 9. There are several methods used in conducting the audit, which are Interview and Document Check. Furthermore the auditor fills out a score of each criteria, evidences for the given score

(Tools or equipment used in conducting the audit) and his field findings as a comment.

Afterward, auditor can generate the assessment report, the result of the assessment will look like in figure 10, that shows a dashboard indicating the score for each attribute and the maturity level of the assessed process calculated based on COBIT 5 framework, this new result will impact the heat map view that's shows the latest maturity level of the assessed process.

Admin can customize Update or Delete criteria following the specificity of the organization as shown in figure 11.all new assessments will follow this modified assessment Form

Fig. 9. Perform an assessment

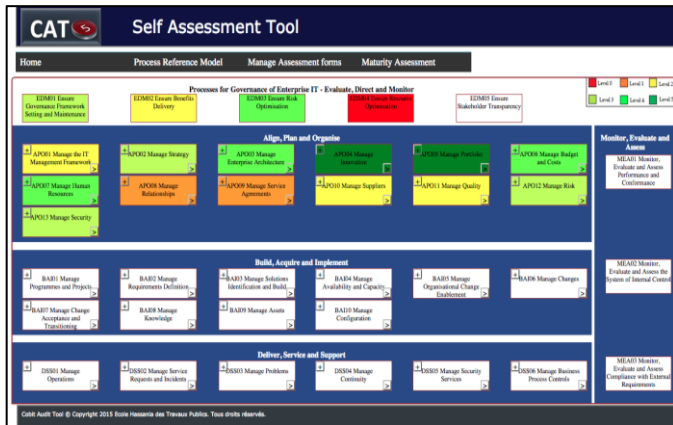


Fig. 6. Home Page of CAT5 :HeatMap View of COBIT5 process

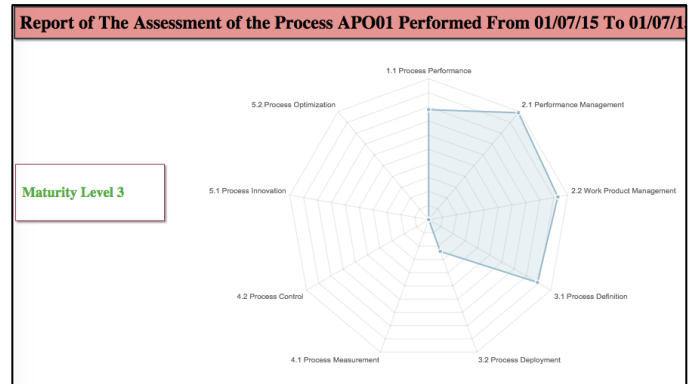


Fig. 10. Assessment Report

Process	Assessment Start Date	Assessment End Date	Maturity level
APO01	02/06/15	03/06/15	level :2

Fig. 7. Consult or delete old maturity assessments

Process	Attribute	Criteria
APO01	PA 1.1 Le processus mis en oeuvre atteint l'objectif	APO01-01 An effective set of policies (Policy one - Policy 2 -) is defined and maintained
APO01	PA 1.1 Le processus mis en oeuvre atteint l'objectif	APO01-02 Everyone is aware of the policies and how they should be implemented.

Fig. 11. Update Assessment Form

ID	Name	Role	Email
123000	JAOUAD	IT MANAGER	J@G.MA
123001	SOUHAYL	BUSINESS MANAGER	S@GMAIL.COM

Fig. 8. Plan a new assessment

V. CONCLUSION AND FUTURE RESEARCH DIRECTION

This article is part of a research that aims at realization of solution of IT governance, risk and compliance. A previous article [12] present our first module “roadmap of IT governance implementation” was developed [12]. This article present CAT5 as a second module for measuring IT governance by utilizing the COBIT5 framework. Such assessments will normally be used as part of an enterprise’s process improvement program and can then be used to report internally to an enterprise’s executive management or board of directors on the current capability of its IT processes and facilitates the development of recommendations and improvements on each weak process.

Further research is ongoing to provide a third module “Execution of COBIT5 roadmap action plans”.

The implementation guide describes briefly some indicators such potential benefit, ease of implementation (cost, effort, sustainability), and risk; other economic and financial, we will provide a set of key indicators in order to give a widespread support decision-making in the selection and prioritization change scenarios indicators like value creation, and ROI will be considered as evaluation variables.

COBIT 5 management practices, and Other Specific frameworks: such as PMBOK, can also provide guidance through for this step.

REFERENCES

- [1] JoséTomaz, "Using Agent-based Simulation for IT Governance Evaluation", Proceedings of the 45th HICSS, Doctoral Program on Complexity Sciences, June 15, 2011, pp. 1.
- [2] Weill, P. and J.W. Ross, "IT governance – How Top Performers Manage IT Decision Rights for Superior Results", Harvard Business School Press, 2004.
- [3] International Organization for Standardization, ISO/IEC 20000-1 & ISO/IEC 20000-2, 2005.
- [4] Information Systems Audit and Control Association, Control Objectives for Information and Related Technology, 4th Edition, 2005.
- [5] M. Simonsson and P. Johnson, "Model-based IT governance maturity assessments with COBIT", In proceedings of the European Conference on Information Systems, St. Gallen, Switzerland, 2007
- [6] ISACA, COBIT 5: A Business Framework for the Governance and Management of Enterprise IT, 2012.
- [7] ISACA, COBIT 5: Implementation, 2012.
- [8] ISACA, Assessor Guide: Using COBIT@5, 2013.
- [9] The GeNIE tool for decision theoretic models, <http://genie.sis.pitt.edu/>, page visited June 12, 2015.
- [10] Weill, P. and J.W. Ross, "IT governance – How Top Performers Manage IT Decision Rights for Superior Results", Harvard Business School Press, 2004.
- [11] IT Governance Capabilities, <http://www.orbussoftware.com/governance-risk-and-compliance/it-governance-accelerator/> visited June 12, 2015.
- [12] K Youssfi, J Boutahar, S Elghazi, "IT Governance implementation: A tool design of COBIT 5 roadmap", In proceedings of the Second World Conference on Complex Systems (WCCS), 2014, pp. 115-121
- [13] ISACA, COBIT Self-Assessment Guide: Using COBIT 5, 2012.
- [14] Self-Assessment, <https://cobitonline.isaca.org/publications> visited June 12, 2015.
- [15] iServer for IT Governance Risk and Compliance, <http://www.orbussoftware.com/governance-risk-and-compliance/>, page visited June 28, 2015.