

Human Visual System-based Unequal Error Protection for Robust Video Coding

Ouafae Serrar

SSDIA Laboratory,
ENSET-Mohammedia
Hassan II University,
Casablanca, Morocco
CRMEF, Marrakech Morocco

Oum el kheir Abra

SSDIA Laboratory,
ENSET-Mohammedia
Hassan II University,
Casablanca, Morocco
CRMEF, Rabat Morocco

Mohamed Youssefi

SSDIA Laboratory,
ENSET-Mohammedia
Hassan II University
Casablanca,
Morocco

Abstract—To increase the overall visual quality of the video services without increasing data rate, a human visual system-based video coding, founded on a hierarchy of the video stream in different levels of importance, is developed. Determining these importance levels takes in count three classification criteria: the position of current image in the group of images (image level), the importance of the motion vectors of macroblocks in the current image (macroblock level) and belonging or not of a pixel in a spatial region of interest (pixel level). At the end of this classification process, an interpolation between the results of the three-level selection allows to establish an index of importance for each macroblock of the image to be encoded. This index determines the type of channel coding to be applied to the corresponding macroblock. Tests have shown that the technique presented in this paper achieves better results in PSNR and SSIM (structural similarity) than an equal error protection technique.

Keywords—video coding; unequal error protection; human visual system (HVS); Regions of Interest ROI; Significant Motion Vectors SVM; Classification; index of importance

I. INTRODUCTION

Many subjective studies and experiences in the fields of human vision and electronic imaging revealed that the human visual system (HVS) tends to focus on a few favorite areas in images or scenes data. Usually, a loss occurred in the region of the image drawing the viewer's attention, causes a bigger discomfort than if it occurs outside of this area. Moreover, this discomfort can be amplified by the temporal spread of damage related to loss in several images. This phenomenon of propagation is accentuated because of the intensive use of intra and inters images in hybrid video encoders. In general, areas or regions of the image that attracts the attention of the HVS are called regions of interest (ROI), while the rest of the Image is called the background.

Many factors influencing visual attention have been identified, and are grouped into two categories. The first category includes all spatial information that stimulates visual attention (color, orientation, intensity, size, etc ...). The second category concerns the temporal information (motion).

A video sequence contains these two types of information. Since the final quality is judged by humans, it is useful to define the levels of importance of the information, according to their influence on the visual quality as perceived by the final

user. The use of coding based on regions of interest in combination with radio resource management algorithms RRM (Radio Resource Management) can improve the global system capacity. However, because of the high efficiency of the compression, the resulting data is very sensitive to the effects of transmission errors. To remedy this problem, the encoding based on the regions of interest was combined with unequal error protection approaches.

This paper is organized as follows. Section 2 discusses related work using visual attention in video coding. Section 3 describes the proposed robust video encoder based on the perceptual unequal error protection. Sections 4, 5, 6 describe three classification levels: Image, Macroblocks and pixel, and section 7 explains the determination of the index of importance IG and correcting codes allocation. Synthesis results are discussed in Section 8, and conclusions are given in Section 9.

II. VISUAL ATTENTION IN VIDEO CODING

A. The concept of regions of interest applied in image / video coding

The concept of regions of interest ROI has been treated by several studies in the fields of human vision and electronic imaging. These studies revealed that the human visual system (HVS) tends to concentrate on certain preferred areas when viewing an image [1]. They also revealed that certain factors may influence visual attention. These factors are: the contrasts, the shape of objects, object size, color, position. The proposed scheme in [2] exploits the hierarchical nature of the coding based on the regions of interest of the JPEG2000 standard. Two levels of protection against errors are applied. Strong protection is assigned to packets of the ROI using an extended Golay code (24,12), while a low protection is applied to the other packages using an extended Hamming code (8,4). Author in [3] proposes perceptual unequal error protection methods. These encoding techniques, employing Flexible Macroblock Ordering (FMO) for H.264 / AVC, are based on the judgment of the spatiotemporal spread of damage. [4] Presents a novel arbitrary shape ROI coding for scalable wavelet video codec. The motion information of the ROIs is estimated by macroblock padding and polygon matching. In [5], authors propose a novel rate control scheme for ROI coding. They set the area covering people are interested in as the ROI to preserve better quality than the background. A coefficient ω is set to evaluate the significance of ROI, and then it's used to

calculate the mean absolute distortion (MAD) of the ROI and the background. Finally, the quantization parameter (QP) can be decided by the quadratic model.

B. Significant Motion Vectors

The temporal aspect is crucial in determining visual attention. In a visual search context, the movement was clearly identified as a visual attractor. The contrast in movement is a key factor that attracts human visual attention. Therefore, a moving area degraded by errors draws attention immediately. Thus was born the concept of significant motion vectors (SMV). This term refers to the decisive motion vectors for a good reconstruction of the transmitted image. If these vectors are lost, the quality of the decoded picture deteriorates considerably. So it's wise to overprotect these vectors comparative to motion vectors judged insignificant.

In [6]; the authors propose a technical error resistance based on the determination and protection of so-called significant macroblock. This schema attributes for each macroblock of the current image a degree of importance (SD Significant degree), calculated from three factors: the prediction mode of the macroblock, the difference between the predicted motion vector and the estimated ones, and residual error between the original image and the reference image. The result of the error concealment technique is also taken into account in determining the degrees of importance. Another way to determine the significant macroblock is presented in [7]. The distortions caused by the compensation motion vectors are used for evaluating the effects of error propagation. Macroblocks with most of these effects are encoded Intra, limiting the propagation of errors. In [8], significant motion vectors are selected and protected according to the value of the image PSNR decoded using the motion vectors and the concealment technique. A model of rate distortion optimization is proposed for determining the rate allocated to significant motion vectors. Authors in [9] propose an enhanced error protection scheme using flexible macroblock ordering in H.264/AVC. The algorithm uses a two-phase system. In the first phase, the importance of every macroblock is calculated based on its influence on the current frame and future frames. In the second phase, the macroblocks with the highest impact factor are grouped together in a separate slice group using the flexible macroblock ordering feature of H.264/AVC.

III. ROBUST VIDEO ENCODER BASED ON THE PERCEPTUAL UNEQUAL ERROR PROTECTION

The influence of packet loss on the image quality of a video sequence depends on several factors including the spatial position of the loss in the image, the amount of movement between images, and the image position in the group of pictures (GOP). A protection technique does not take into account these factors, can be costly in terms of bit rate. So, to increase the global visual quality of service video without increasing bit rate, an unequal error protection technique based on the prioritization of the video stream in different levels of importance, are developed. This technique consists of two main steps (Fig. 1):

1) The extraction of some image characteristics enabling the development of cards. These cards allow a classification of macroblocks according following selection criteria:

- Image Level: The position of the image to be encoded in the group of images.
- Macroblock level: The importance of the motion vector of a macroblock in the image to be encoded.
- Pixel level: belonging or not of a pixel in a spatial region of interest.

2) Interpolate between the results of the three-level selection allows assigning an index of importance IG to each macroblock of the image to be encoded. This important index determines the type of channel coding to be applied to the corresponding macroblock.

IV. IMAGE CLASSIFICATION LEVEL

In a video encoder, each video sequence is distributed in Group of pictures GOP. Each GOP begins with an Intra Image I followed by a number of predicted images P. the impact of an error transmission occurred in an image, on the rest of the images differs depending on the position of this image in GOP. Indeed, the authors in [10] have shown that the propagation of errors due to predicted images, depend on the position of those images within the sequence encoded: If the predicted image P is just after an intra-image I, then its influence on the rest of the sequence will be greater than if it is just before or near an image I. therefore, one can obtain a gain on the quality of the video by increasing the protection of first predicted images P.

Since the redundancy introduced by this approach should not exceed one introduced by a conventional equal protection technique, the latest predicted images P in each sequence will be sacrificed in terms of protection.

So it's important to determine the best compromise between the number of the protected images and one of the least protected images, a compromise that minimizes the global average distortion evaluated by MSE or PSNR.

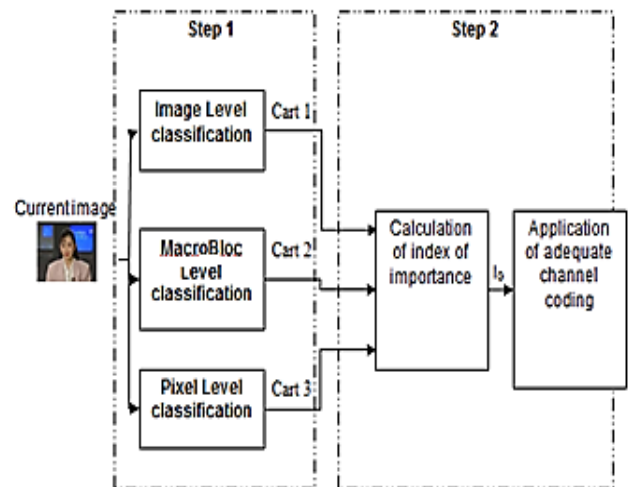


Fig. 1. Unequal Error Protection based on a hierarchy of the video stream in different levels of importance

MSE is calculated from the decoded sequence S_d (transmitted through an imperfect channel), the original sequence S_o , the image size $N * M$ and the length T of the sequence [10].

The global MSE is:

$$MSE_g = \frac{1}{T M N} \sum_{t=0}^{T-1} \sum_{i=0}^{N-1} \sum_{j=0}^{M-1} [S_o(i, j, t) - S_d(i, j, t)]^2 \quad (1)$$

Tree categories of image are considered (Fig. 2): R1 class of high protected images, R2 class of medium protected images and R3 class of least protected images. Determine $t_0 (= 0)$, t_1 , t_2 and $t_3 (= T)$: limits of each class, is to minimize the global distortion of the sequence.

Let C_1 , C_2 and C_3 correcting codes assigned to classes R1, R2 and R3 respectively.

The relationship between the encoding efficiency and the parameters t_0 , t_1 , t_2 and t_3 is formulated as follows [10]:

$$\sum_{r=1}^3 C_r (t_r - t_{r-1}) - C_m T = 0 \quad (2)$$

t_1 is the solution of the following equation:

$$(C_2 - C_3)(P_1 - P_2) \ln[1 + \gamma(T - t_1)] - (C_1 - C_2)(P_2 - P_3) \ln\left[1 + \gamma \frac{C_1 - C_2}{C_2 - C_3}\right] = 0 \quad (3)$$

P_1 , P_2 and P_3 are the error probabilities of the classes R1, R2 and R3 respectively.

t_2 is calculated by:

$$t_2 = T - \frac{C_1 - C_2}{C_2 - C_3} \quad (4)$$

Since the 1/3 turbo codes are used in UMTS systems, we opted to use the same codes in the proposed scheme, Such as:

- If $I_G = 1$, the macroblock will be coded by a $C_1 = 1/3$ code;
- If $I_G = 2$, the macroblock will be coded by a $C_2 = 2/5$ code ;
- If $I_G = 3$, the macroblock will be coded by a code $C_3 = 1/2$.

So, taking into account these codes, values of t are: $t_1 = 5$ and $t_2 = 25$. This means that the 5 first images of GOP belong to the class R1, the following twenty images belong to the R2 class and images that remain belong to R3.

V. MACROBLOCK CLASSIFICATION LEVEL, BASED ON SIGNIFICANT MOTION VECTORS

Given the major impact of the loss of significant motion vectors, the degradation of the visual quality of reconstructed images; we chose to take into account the importance of the motion vectors in the development of an unequal error protection scheme. In the following, two methods to identify significant motion vectors are presented [11].

A. First approach: classification based on the global distortion

SMVs are extracted in function of the measure of the distortion. We propose to express the visual importance of a macroblock in terms of distortion that would be caused by the loss of this macroblock. Such distortion may be calculated by comparing the video sequence decoded using the correct data with the video sequence decoded using the replacement data generated by the concealment technique in the decoder. If transmission errors are not quite hidden, the distortion will be high and therefore the corresponding motion vectors corrupt macroblock are considered important.

Temporal concealment technique of corrupted macroblocks is integrated in the encoder. Error is injected into the encoded stream; lost macroblocks are replaced by those corresponding to the previous image. The importance of each macroblock in an image is therefore estimated by calculating a distortion measure between this macroblock and the one produced by the error concealment from the previous image. This value is compared to a threshold. If it is below the threshold, the motion vector is considered insignificant. Otherwise, it is classified significant.

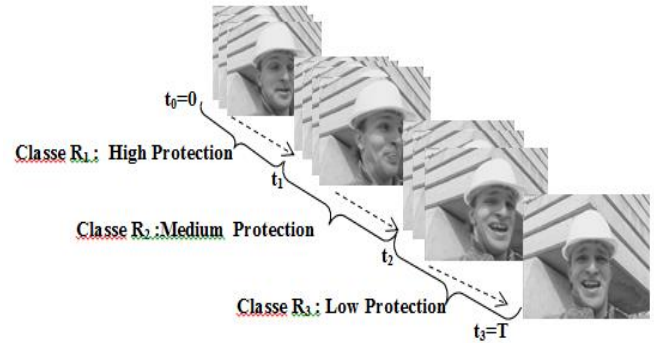


Fig. 2. P images Classification according to their positions relative to I image

Let $D(i)$, the distortion of the i^{th} macroblock (MB_i) decoded without transmission error, and $D_c(i)$ distortion of the i^{th} macroblock corrupted by errors, and decoded using the concealment technique. The distortion is calculated by MSE.

Let $Y(i)$ the difference between $D(i)$ and $D_c(i)$, Y_s is the comparison threshold.

$$Y(i) = |D(i) - D_c(i)| \quad (5)$$

- If $Y(i) < Y_s$, this means that the error concealment is able to predict correctly MB_i . The MV associated at MB_i is classified not significant.
- By cons, if $Y(i) \geq Y_s$, the corrupted or lost macroblock cannot be substituted. In this case, the motion vector associated at this Macroblock is defined as important.

The selection of a comparator threshold is crucial insofar as this threshold will determine the number of significant motion vectors in an image. Now if this number increases the redundancy introduced by the channel coding also increases. Therefore, two criteria must be taken into account in the choice of Y_s : the computational complexity and compression

efficiency translated by the number of macroblocks judged significant. In order to find a compromise between the two criteria, Y_s is chosen as the overall average distortion Y_m of the current image. It represents the mean values of $Y(i)$ of all the macroblocks of the image. This value is easy to calculate and does not require complex operations or intensive computation time and memory.

Fig. 3 shows the result of a macroblock classification in the 2nd image of Foreman sequence, according to the value of the distortion associated with each macroblock.

This approach has two major disadvantages: the complexity of the encoder diagram and not taking the subjective quality of images into account. Indeed, the use of MSE as distortion measure does not allow classifying motion vectors according to the impact of the injected errors on the visual quality of the image. Appeal to subjective quality measures for calculating distortions, will certainly remedy this disadvantage, but will greatly increase the encoder complexity, especially as this complexity is already increased by the need to integrate a decoder within encoder to assess the performance of the error concealment technique in the case of a corrupted stream and determine thus significant motion vectors. This added complexity of the scheme affected the performance of this approach and makes it unsuitable in the case of mobile wireless transmission and real-time applications. In the following, another approach to classify the motion vectors are proposed, which are not based on the distortion but on the value of the motion vector himself.




Fig. 3. Classification of macroblocks of the 2nd image of Foreman sequence, according to the value of the distortion associated with each macroblock

B. Second approach: classification based on the amplitude of motion vectors

The idea is to make a "coarse" classification of the motion vectors. This idea is based on the fact that at the decoder level, the simplest concealment technique is replacing a lost macroblock; by the corresponding one in the previous image, considering the motion vector of the macroblock as zero ($VM = 0$). Therefore, the zero motion vectors do not need a large protection since, in the decoder, they can be correctly compensated.

Thus, a motion vector is defined as:

- Non-significant if its magnitude is zero (no movement);
- Significant in the opposite case (presence of motion).

This classification will cause, certainly, a slight reduction in compression efficiency; however, it will be compensated by the use of two other classification blocks. In addition, this approach allows us to take advantage of the resources offered by the encoder in the classification algorithm. Thus, the results of motion estimation block will be used directly in the development of the map of significant motion vectors. Fig. 4 shows the classification of the macroblocks of the image number 2 of the Foreman sequence, depending on the value of the motion vectors associated with each macroblock.

VI. PIXELS LEVEL CLASSIFICATION

This classification is made according to or not belonging of a pixel to a region of interest. In an encoding scheme based on ROI, the identification of these regions is crucial. Indeed, the results of ROI automatic identification algorithms should be consistent with the results of identification done by a human observer. For this, human perception and visual attention (AV) should be taken into account when developing algorithms to identify regions of interest.

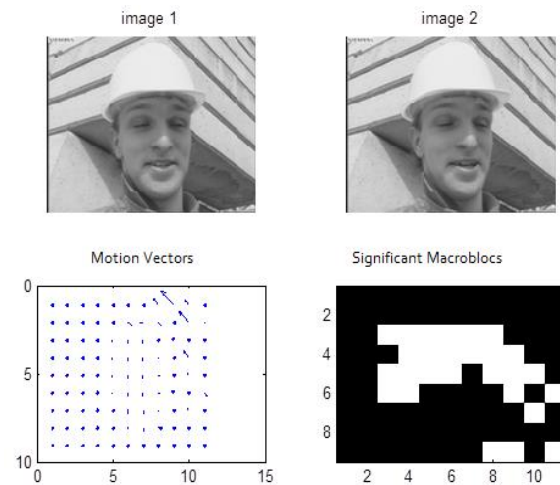


Fig. 4. Classification of macroblocks of the Image No. 2 of the sequence Foreman, depending on the value of the motion vectors associated with each macroblock

In this work we have chosen to apply the identification algorithm of ROI based on visual attention model proposed by [12]. Its functional principle is as follows: first, primitive visual characteristics (intensity, color and orientation) are extracted from the image to form maps of characteristics (Fig. 5 (a)). Then, the cards are standardized by filtering using a difference of two-dimensional Gaussian filter. In each map, the most salient areas are selected and finally the maps are combined by a weighted average to obtain the saliency map of the image (Fig. 5 (b)). From this map, a belonging card of pixels to a ROI was developed (Fig. 5 (c)).

In part two of this scheme, we have to make an interpolation between the card delivered by the Macroblocks classification process and that delivered by the pixel classification process. Now, these two cards do not have the

same dimensions (9X11 for the first and for the second 144X176). To remedy this inconvenience, another card representing the membership or not of a macroblock to a region of interest was created (Fig. 6 (d)). A macroblock is considered belonging to a region of interest, if at least half of its pixels belong to a region of interest.

VII. DETERMINATION OF THE INDEX OF IMPORTANCE I_G AND CORRECTING CODES ALLOCATION

As it been explained above, proposed unequal error protection scheme is in two phases: classification process and allocation of different correcting codes to Macroblocks. This allocation is done according to an index of importance calculated from the results of the first phase.

Once the classification process is completed, a *Multi-criteria evaluation (MCE)* is conducted to estimate the global index of importance of each macroblock of the image to be encoded. The value of this index will determine the type of correcting code applied to each macroblock. This evaluation consists of applying to the result of the classification process, a *Boolean overlay* with intersecting operators (AND) and union operators (OR), that act as constraints.

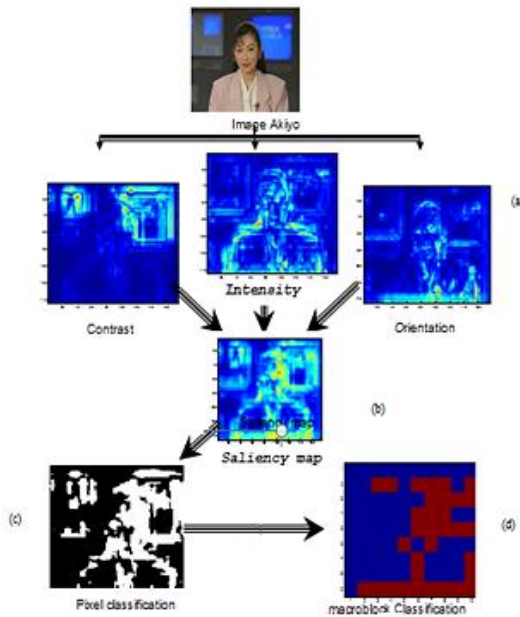


Fig. 5. Identification of regions of interest in image 2 of Akiyo sequence (a) maps of the primitive visual characteristics; (b): saliency map (c): pixel classification map; (d) macroblocks classification map

The classification stage presented in the previous section, delivers three index cards for each image:

Index card, relative to the image classification. It is noted I_R , such as:

$$I_R = 1 \text{ if } P \in R1; I_R = 2 \text{ if } P \in R2 \text{ et } I_R = 3 \text{ if } P \in R3;$$

Index card, relative to the macroblocks classification. It is noted I_{MB} , such as: $I_{MB} = 1$ if the macroblock is significant, otherwise $I_{MB} = 0$;

Index card, relative to the macroblocks classification. It is noted I_{pixel} , such as: $I_{pixel} = 1$ if the macroblock is in ROI, otherwise $I_{pixel} = 0$.

The global index of importance I_G of a macroblock is calculated according to the diagram in Fig. 6. In images of the R1 class, the criteria I_{MB} and I_{pixels} are combined with a logical OR (union), which means that a macroblock is considered important, if only one criterion equals 1. While in the images of the R2 class, the criteria are combined with a logical AND (the intersection operator) requires a macroblock respond positively to the two criteria for it to be selected as important. This selection process is done in the worries of keeping good value rate / quality.

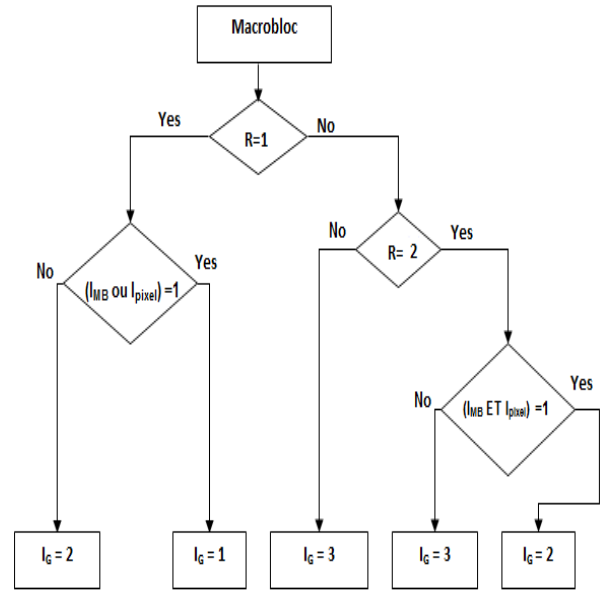


Fig. 6. Determination of Index of importance I_G

Using a different correcting code for each P image requires the implementation of three coding blocks in the encoder, and such in the decoder, which increases the complexity of the global configuration. To reduce this complexity, we use only one type of correcting code, with different rate. Convolutional codes are a highly efficient and flexible class error correction codes. These are the most used in fixed and mobile telecommunications systems code.

Since the 1/3 turbo codes are used in UMTS systems, we opted to use the same codes in this scheme, Such as:

- If $I_G = 1$, the macroblock will be coded by a code $C1 = 1/3$;
- If $I_G = 2$, the macroblock will be coded by a code $C2 = 2/5$;
- If $I_G = 3$, the macroblock will be coded by a code $C3 = 1/2$.

It has been explained in section 4 that the values of t_1 and t_2 depend on $C1$, $C2$ and $C3$. So, taking into account the chosen yield values obtained $t_1 = 5$ and $t_2 = 25$. This means that 5 first images belong to R1 class, the following twenty belong to R2 and images that remain belong to R3.

VIII. TESTS AND RESULTS

In the simulation two video sequences of 30 images was used: Foreman and Akiyo (QCIF size and 176 x 144 pixels). The GOP size is 30: an Image I is inserted periodically every thirty images. The transmitted signal is subjected to Rayleigh noise. This proposed system is compared to a conventional Equal Error Protection technique (EEP) using a correcting code of 2/5 rate. Convolution encoder Rates applied to the high, medium and low protection, are respectively 1/3, 2/5 and 1/2.

To better correlate the proposed technical performance with the real quality as perceived by humans, it is necessary to use measures that integrate the characteristics of the human visual system in their algorithms. PSNR and SSIM measures (structural similarity) between the reconstructed video and the original video are used to measure the quality of the decoded video.

A. The distribution of Macroblocks according to their importance

The distribution of Macroblocks according to their importance in GOP is presented in Fig.7 Foreman sequence. Since the first image is encoded Intra (no motion vectors), 1 is assigned to all elements of the card 2, which implies that all I_G in this image are set to 1. Certainly, this image will be overprotected (all macroblocks are important) by the channel code C1. Nevertheless, this overprotection is acceptable given the importance of I image in the prediction of following P-type images.

B. Visual quality of images

The performance of our proposed scheme, in terms of quality, compared to the equal error protection (EEP) scheme is shown in Fig 8. It can be seen that this unequal error protection shows better results than equal error protection. Indeed, in terms of PSNR, this method allows an improvement that can reach up to 3dB.

In Fig. 9 and Fig. 10 are presented the images from the decoded Foreman sequence and Akiyo sequence. To illustrate the robustness of this technique, errors are injected into the ROI of three P Images belonging to three different classes (R1, R2 or R3). The resulting images demonstrate the efficiency of this approach even in extreme cases. Indeed, the impact of the errors is barely visible on the images coded by this technology, while images encoded by EEP are considerably degraded by the effect block. The visual quality drops rapidly in the last images because of errors propagation.

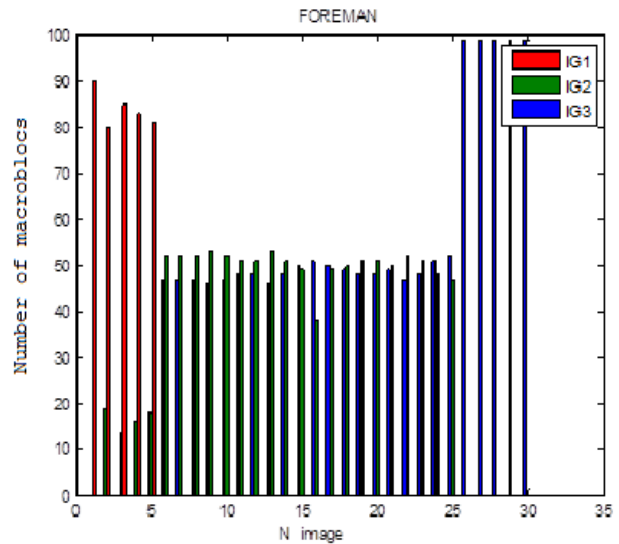


Fig. 7. The number of Macrobllocs according to their importance in the 30 images of the sequence Foreman

The results of table 1, in terms of SSIM (structural similarity) show that this technique also overcomes the equal protection in tests of the subjective quality of the reconstructed images.

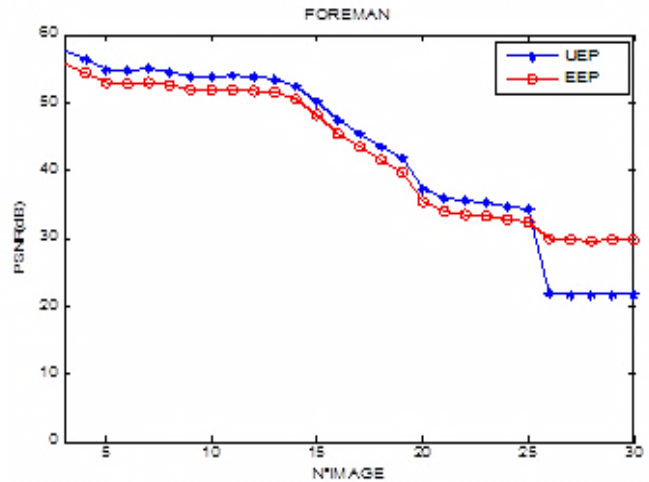


Fig. 8. Comparison between this unequal error protection and equal error protection of the Foreman sequence



Fig. 9. Images taken from Foreman sequence (left), images encoded by this unequal error protection UEP (middle), and image encoded by equal error protection EEP (right)




Fig. 10. Images taken from Akiyo sequence (left), images encoded by this unequal error protection UEP (middle), and image encoded by equal error protection EEP (right)

TABLE. I. SSIM RESULTS FOR FOREMAN SEQUENCE AND AKIYO SEQUENCE

| | Foreman sequence | | | Akiyo sequence | | |
|-----|------------------|----------|----------|----------------|----------|----------|
| | Image 2 | image1 5 | Image 29 | Image 2 | Image 15 | Image 29 |
| UEP | 0990 | 0983 | 0609 | 0992 | 0966 | 0730 |
| EEP | 0.991 | 0971 | 0353 | 0993 | 09497 | 0683 |

The proposed scheme provides robustness against transmission errors. However, this performance must be obtained without increasing bit rate. For comparing the bit rate generated by this unequal error protection and of equal error protection, the number of bits used to encode each image of GOP was calculated. Fig. 11 shows that, apart from the images of the R1 class, this approach uses fewer bits to protect images than the traditional approach.

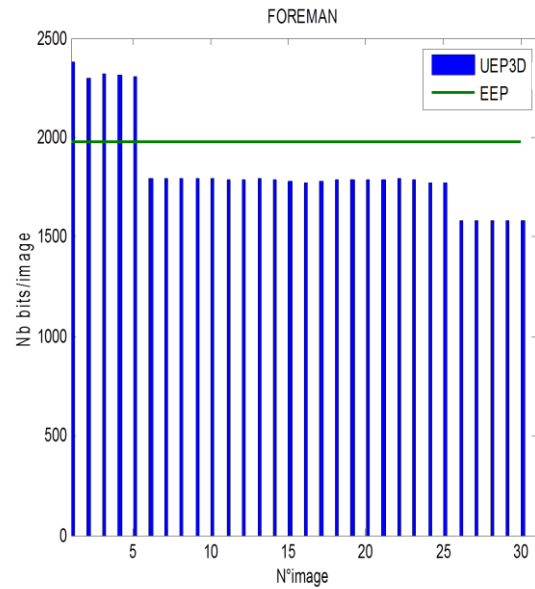


Fig. 11. Comparison in terms number of bits / image between this unequal error protection and equal error protection

IX. CONCLUSIONS

A new technique of error resilience based on a perceptual unequal error protection of the video stream is proposed in this paper. The video image is prioritized according to three criteria: the position of the image in the GOP, amplitude of motion vectors and spatial saliency.

Tests have shown that the proposed technique of video coding achieves better results in PSNR and SSIM (structural similarity) than an equal error protection. The selection of various parameters such as the selection criteria, the selection algorithms and channel coding; was made such that the diagram shows satisfactory performance without increasing bit rate.

REFERENCES

- [1] L Stelmach., W J Tam, and P.J. Hearty, "Static and dynamic spatial resolution in image coding: an investigation of eye movements," In Proc of SPIE Human Vision, Visual Processing and Digital Display II, San Jose, USA, vol. 1453, 1991, pp. 147-152.
- [2] Y.Yatawara, M.Caldera, T. M. Kusuma, and H. J. Zepernick, "Unequal error protection for ROI coded images over fading channels," In Proc. of Systems Commun, Montreal, Canada, 2005, pp. 111-115.
- [3] F. Boulos, "Transmission d'images et de vidéos sur réseaux à pertes de paquets : mécanismes de protection et optimisation de la qualité perçue," Thèse de doctorat, Université de Nantes, 2010.
- [4] X.Lana, N.Zhenga, W.Maa and Y.Yuan, "Arbitrary ROI-based wavelet video coding," Neurocomputing," Volume 74, Issues 12-13, June 2011, pp. 2114-2122.
- [5] C.Xi, W.Zongze, Z.Xie, X.Youjun and X. Shengli, "One Novel Rate Control Scheme for Region of Interest Coding," 12th International Conference, ICIC 2016, Lanzhou, China, August 2-5, Proceedings, Part III. 2016, pp 139-148.
- [6] Y.Bu, L.Mo, G.Shao, Z. Yang, and C.Chen, "A Novel Fast Error-resilient Video Coding Scheme for H.264," In proc. of IEEE 8th Workshop on Multimedia Signal Processing, Victoria, BC, 2006, pp. 252 - 257.
- [7] H.Chiou, Y. Lee and C. Lin, "Error-resilient transcoding using adaptive intra refresh for video streaming," In Proceedings of the International

- Symposium on Circuits and Systems ISCAS '04, Vol.3, 2004, pp. 777-80
- [8] J.Chen, C. S. Lu, and K. C. Fan, "A significant motion vector protection based error resilient scheme in H264," In proc. of 6th IEEE Workshop on Multimedia Signal Processing, 2004, pp.287–290.
- [9] Y.Dhondt, P.Lambert, R.V. De Walle, "A Flexible Macroblock Scheme for Unequal Error Protection," In proc. Of International Conference on Image Processing, 2006, pp.829 – 832.
- [10] F. Marx, and F. Joumana, "A novel approach to achieve unequal error protection for video transmission over 3G wireless networks," Signal Processing Image Communication vol. 19, 2004, pp. 313-323.
- [11] O. Serrar, and A.Tamtaoui, "Robust video coding based on perceptual unequal error protection :Macroblocks classification based on Significant Motion Vectors," .5th International Conference on Multimedia Computing and Systems (ICMCS'16) 29 September – 1 October 2016
- [12] L.Itti, C. Koch and E. Niebur,"A model of saliency-based visual attention for rapid scene analysis," IEEE Transactions on Pattern Analysis and Machine Intelligence, vol. 20,n 11, 1998, pp.1254–1259.