

Design of Android-Based Remote Patient Monitoring System

Salman ul Mouzam, Muhammad Daud, Salman Ali, Abdul Qadir Ansari

Department of Biomedical Engineering

Mehran University of Engineering and Technology, Jamshoro, Pakistan

Abstract—Efficient real-time monitoring systems for Patients with critical health condition have been always helpful for making timely decisions to save the lives. In such systems, the useful monitored factors include SPO₂ (Oxygen Saturation in Blood), heart rate as well as temperature. Further, there are hundreds of patients in ICUs under monitoring systems in different hospitals and in different regions under fewer doctors/consultants on the move. Under above facts, a prototype for continuous monitoring of patient's health statistics such as SPO₂ and temperature along with a bed-side desk using a PC/Laptop (bio instrumentation) working as Server Database with an application layer to transfer data on Android Application Server is successfully developed. This Android application accessing real-time monitored factors using Server Database allows the consultant to monitor patient's vitals data using his smart phone on move being at any hospital or city that creates easiness to handle any emergency and reduces Patient risks.

Keywords—Monitoring system; SPO₂; temperature; android application; bio instrumentation

I. INTRODUCTION

The Present research work on healthcare system aims to deliver better healthcare to patients anytime and anywhere in low cost and friendly manners. Therefore, for increasing the patient care efficiency, there is a need for continuous monitoring and consultation to avoid any life loss. Health care industry today faces some basic problems when it comes to patient monitoring. Like firstly, less number of Surgeons/Doctors, which is a reason that patient is unable to get timely attention and good treatment. Secondly, increased population, which also increases the number of patients and aged persons require health care. In order to achieve better quality patient care, there is a need for an effective monitoring system which can help the patient to seek utmost attention from doctors and similarly can help doctors to treat as many patients being at distance or without any distance.

Thanks to recent advances in Telemedicine and Bioinstrumentation, it is possible to receive, process, record and transmit patient's physiological vitals (Signals presenting actual vitals level) to computer servers and to any location via internet servers. This advancement has not only a blessing for patients at outreach to get a good healthcare efficiently but also advantageous for doctors who can treat many patients at the same time. Further, with the prevalent android OS based smartphones, it is motivating to make an android application for doctors and consultants to access real-time patient monitoring data on the mobile phone application.

Today, into eager every day life, such is challenging in conformity with preserve a wholesome lifestyle, that's why improper health cover/checkup leads to increase the number of persons getting sick for long time. The regular health check can be achieved with monitoring systems [1]. Generally, a monitoring system for a patient is a procedure where a Doctor can constantly screen patient's vitals in a from distance location. Since Traditional healthcare technologies have been confined to hospitals providing no mobile healthcare (monitoring or consultancy) resulted with wastage of time, money and ease, several research teams have been working on this bioinstrumentation via remote monitoring using different methods [2].

In literature, it can be found that different possibilities for realization of such bio-instrumentation and remote monitoring like in [3], with ATMEGA8L microcontroller with sensor network – a healthcare monitoring is achieved. The system generates a buzzer if patient vitals exceed the nominal value with no remote transmission [4]. Monitors patient's SpO₂ with MCU, ZigBee chip, and SpO₂ sensor where sensor transmits data to the router, which is further linked to personal computer lacking every time monitoring. After Microcontroller and WSN Based system, Step further towards mobile healthcare system promotes the use most common android plate form for patient's mobile monitoring and alerts. These phones can easily monitor record and receive data collected by bioinstrumentation section. This method provides more flexibility, accuracy, ease, and analysis and reduces extra expenditures. Like in [5] a system with a combination of GSM and GPS first traces outpatient in pain or needs assistance and then send an alarm message to consultants for health care. Further, use of small single chip using Tran's impedance amplification, photodiode current source and photodetector in [6] implements a pulse oximeter that helps in bio-instrumentation with ultra-low power usage. This research work includes developing patient monitoring system using android application plate form with essentials vitals such as include SPO₂ (Oxygen Saturation in Blood), Heart Rate as well as Temperature. This module will assist doctors to monitor a patient using a simple android application on a mobile phone being at distance.

The rest of this paper is organized as follows: Section II presents an overview about system design, Section III defines results, outcomes and analysis about the project and Section IV presents conclusion and Section V presents future work.

The screenshot shows a table of data in the Arduino IDE. The table has four columns: 'Body Temperature', 'Red LED Intensity', 'IR LED Intensity', and '%SpO2'. The data points are as follows:

Body Temperature	Red LED Intensity	IR LED Intensity	%SpO2
28.12	33.84	34.44	98.25783972
27.8	33.12	34.89	94.92691316
27.98	32.52	34.12	95.31066823
26.3	32.78	34.76	94.30379747
24.31	31.23	34.18	91.36922177
25.84	31.22	33.9	92.09439528
26.65	31.78	33.67	94.38669439
29.47	32.19	34.41	93.5483871
27.49	31.78	33.98	93.5256033
27.4	32.42	33.87	95.7189253
27.12	31.32	33.21	94.30894309
28.35	31.88	34.11	93.46232776
26.11	31.67	34.05	93.010279
27.3	32.09	33.19	96.68574872
27.9	31.83	34.39	92.55597557
27.46	31.42	33.5	93.79104478
26.52	31.97	34.12	93.69871043
28.74	31.71	34.22	92.66510812
27.34	31.55	33.86	93.1777909
28.62	31.8	34.67	91.72194981
28.9	31.39	34.45	91.11756168
29.71	31.08	33.76	92.06161137
29.11	31.42	33.87	92.76645999
24.17	31.12	34.08	91.31455399
24.49	15.13	45.11	33.54023498
24.66	12.45	49.14	25.33577534
24.76	10.33	55.22	18.70699022
22.7	9.23	57.76	15.9799169
22.34	12.88	58.9	21.86757216

Fig. 5. Numerical results for LEDs and temperature.

TABLE I. READINGS ON ARDUINO SOFTWARE

Body Temp	Red Intensity	IR Intensity	%SpO2
28.12°C	33.84	34.44	98.25783972mg
27.8 °C	33.12	34.89	94.92691316 mg
27.98 °C	32.52	34.12	95.31066823 mg
26.3 °C	32.78	34.76	94.30379747 mg
24.31 °C	31.23	34.18	91.36922177 mg
25.84 °C	31.22	33.9	92.09439528 mg
26.65 °C	31.78	33.67	94.38669439 mg
29.47 °C	32.19	34.41	93.5483871 mg
27.49 °C	31.78	33.98	93.5256033 mg
27.4 °C	32.42	33.87	95.7189253 mg
27.12 °C	31.32	33.21	94.30894309 mg
28.35 °C	31.88	34.11	93.46232776 mg
26.11 °C	31.67	34.05	93.010279 mg
27.3 °C	32.09	33.19	96.68574872 mg
27.9 °C	31.83	34.39	92.55597557 mg
27.46 °C	31.42	33.5	93.79104478 mg
26.52 °C	31.97	34.12	93.69871043 mg
28.74 °C	31.71	34.22	92.66510812 mg
27.34 °C	31.55	33.86	93.1777909 mg
28.62 °C	31.8	34.67	91.72194981 mg
28.9 °C	31.39	34.45	91.11756168 mg
29.71 °C	31.08	33.76	92.06161137 mg
29.11 °C	31.42	33.87	92.76645999 mg
24.17 °C	31.12	34.08	91.31455399 mg
24.49 °C	15.13	45.11	33.54023498 mg
24.66 °C	12.45	49.14	25.33577534 mg
24.76 °C	10.33	55.22	18.70699022 mg
22.7 °C	9.23	57.76	15.9799169 mg
22.34 °C	12.88	58.9	21.86757216 mg

Table I shows the reading acquired using the prototype, were compiled within thirty seconds, one reading each second, the first column contains the body temperature, second and third columns show the Red and IR LEDs' intensity respectively and the fourth column is showing the SpO2 values calculated using Equation (1) and shown in Fig. 7 and results on android application is shown in Fig. 8.

Fig. 6 represents graphical representation of readings of intensity of Red and IR LED.

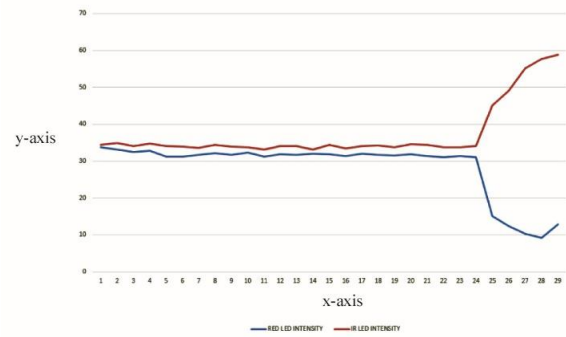


Fig. 6. Readings of intensity of red and IR LEDs.

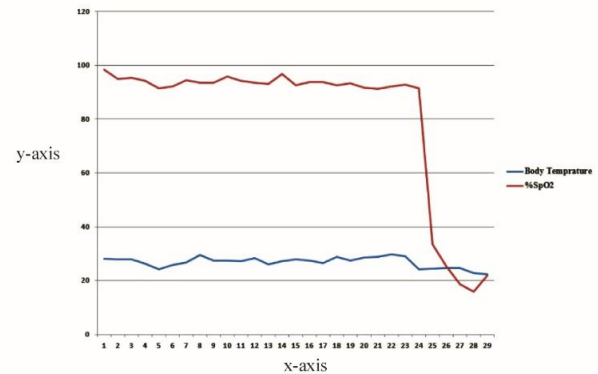


Fig. 7. Results for % SpO2.

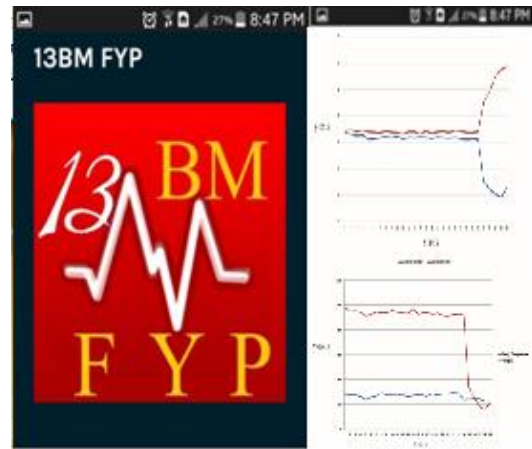


Fig. 8. Results on android application.

IV. CONCLUSION

A Well Designed system for Android-based Bed-Side Monitoring Desk is presented and tested to access patient's data on smartphone android application with low complexity, low power consumptions, and high portability. The system has an android application (user-friendly GUI) for consultant smartphones, an Android application Access Server, Database Server and the indigenously designed and developed patient monitoring system having real-time temperature and SpO2 monitoring.

V. FUTURE WORK

In future, research work focuses to include more physiological vitals such as heart rate, Blood pressure, and ECG. Also, a local server can be established to store past and present history of patients so that Surgeons could have a quick analysis of all procedures and treatments patient has gone through.

REFERENCES

- [1] S. Trivedi.2017.Android-based health parameter monitoring, 2017 International Conference on Intelligent Computing and Control Systems (ICICCS), Madurai, 2017, pp. 1145-1149
- [2] Rubina A. Shaikh. 2012. Real-Time Health Monitoring System of Remote Patient Using ARM7 Md.Manirul Islam.2012.Microcontroller Based Health Care Monitoring System Using Sensor Network International Conference on Electrical & Computer Engineering (ICECE), PP. 272-275, Dec. 2012.
- [3] Zhou Yan.2010.Design and Implementation of ZigBee Based Wireless Sensor Network for Remote SpO₂ Monitor, International Conference on Future Computer and Communication(ICFCC), vol.2, pp. 278-281, May 2010J.
- [4] Yuanyuan Du.2011. An Android-based emergency alarm and healthcare management system, IT in Medicine and Education (ITME), vol.1.1, pp. 375-379, Dec.2011.
- [5] Maziar Tavakoli.2010. An Ultra-low power pulse oximeter implemented with an energy efficient transmission impedance amplifier, IEEE transaction on biomedical circuits and systems, vol.4, No. I, pp. 27-38, Feb 2010.
- [6] Santiago Lopez.2012.Pulse oximeter fundamentals and design, in Free scale semiconductor, 2012. Android programming and application development.
- [7] Laufer, J., Delpy, D., Elwell, C., & Beard, P. (2007). Quantitative spatially resolved measurement of tissue chromophore concentrations using photoacoustic spectroscopy: application to the measurement of blood oxygenation and hemoglobin concentration. *Physics in Medicine and Biology*, 52(1), 141–168